



Head Start and Early Head Start

Grant Number: 06CH01970-200



TABLE OF CONTENTS

Executive Summary.....	3
State of the Grantee.....	4
Introduction and Purpose Statement.....	5
Methodology.....	6-7
Service Area Demographics Data	8-25
• Geographic	
• Population	
• Income	
• Housing & Homelessness	
• Education & Daycare Centers	
Program Data	26-80
• Eligibility & Enrollment	
• Education Services	
• School Readiness	
• Transportation	
• Parent Engagement	
• Community Resources	
Key Findings.....	81
Conclusion.....	82-84
Additional Sources	85-86



Expert Consultants producing Expert Results

EXECUTIVE SUMMARY

The Non-Profit Connection Agency prepared this 2023 Community Needs Assessment (CNA) in continuous collaboration with the Concho Valley Council of Governments (CVCOG) Head Start/Early Head Start, Inc. staff, parents, board, and Policy Council.

CVCOG works sharing one mission to provide social services that address the needs of disadvantaged individuals in collaboration with public and private partners. Since its inception, CVCOG operates instructional programs designed to ease the poverty conditions of low-income families. Great emphasis is placed on the plight of the young and their families. Years later, a Texas initiative requested the voluntary realignment of community action agency territory to more closely resemble the environment that area planning organizations covered.

Among those areas of alignment covered, CVCOG provides Head Start/Early Head Start services to the neediest families in nine counties of the western central part of Texas.



The Concho Valley Council of Governments (CVCOG) is a very viable resource in the nine county service area for which it provides resources to children and families and also where it currently provides resources to help eradicate the causes and conditions of poverty. It has not only conducted a comprehensive community assessment, taking into account the span of community needs, but also the strengths of parent engagement, partners and resources in the community. By incorporating and assessing the needs and resources at the community level of CVCOG), the following Community assessment indicates current data, specific to poverty and its prevalence related to gender age and race/ethnicity for their service areas. CVCOG is a very solvent agency, thereby making them a very reliable in the central Texas community. As indicated on the program reports, CVCOG has very strategically provided through all of the services incorporated in their programs.

Through the grantee's efforts to obtain and maintain good staff, quality program services and a fully enrolled program, the grantee brilliantly and strategically utilizes the allotted funds to serve its communities and achieve their identified goals. Further the grantee is positioned to expand in areas just on the boundaries of their current service area to the children and families in need in those communities. CVCOG maintains financial solvency through expert oversight and management of program funds and by use of advanced financial software.

Further, the grantee maintains an engaged and informed governing body, active participation and engagement from community stakeholders, as well as supportive parents who receive relative training that fosters their development and growth along with their child's growth and development. Hence, the CVCOG creates and maintain a quality environment of continuous improvement.

INTRODUCTION AND PURPOSE STATEMENT

The Concho Valley Council of Governments (CVCOG) conducted its 2023 Community Assessment (CA) utilizing data driven strategies that provide to the assessment milestones, community strengths and areas of concern, as well as various resources that provide a clear picture of the communities served and partnerships with the grantee to accomplish its goals;

- Serve 10% of funded enrollment to children with disabilities and increase the number of children we serve that are identified by the LEA or ECI as having a disability.
- Decrease teacher turnover and retain teachers that meet the qualifications outlined in the Head Start Act.
- Increase Early Head Start enrollment and consider the option of conversion monitoring for grant opportunities to fund EHS expansion.

The Executive and Management Teams brilliantly determined to manifest a comprehensive Community Assessment through collaboration with the various project directors and management teams of the program services offered by the grantee and selecting a research and data collection agency to gather, analyze and aggregate all combined data in accordance with OHS guidelines for completing a Community Assessment. The uniqueness of this CA is that it gives very clear illustrations of data findings in two distinct categories. The categories found in this CA are qualitative and quantitative data from the grantee's (CVCOG) nine county service area and program data generated from program reports, parent surveys and community resources. Additionally, the data in this document illustrates the need and the positive impact Head Start/Early Head Start (HS/EHS) services have in the counties with smaller populations and significant impact HS/EHS program adds to the counties with larger populations particularly to the increase to employment rates and educational milestones. Also found in this document are charts and graphs that clearly and simply illustrate data as it relates to poverty and the resources in the counties served. These clear-cut illustrations not only provide simplicity to the document but a simple means by which governmental funding sources plan for increases and additional resources for the service area counties and more specifically, the underserved residents that have made those counties the place they call home.

METHODOLOGY

The agency collected data across the demographic categories of gender, age, and race/ethnicity to provide illustrations of poverty in its community at a greater level of detail than allowed by more simple aggregate data. Specific CVCOG demographic information more accurately identifies the needs of the community, target programs to specific populations, and tailor service delivery strategies based on age, culture, and related factors. CVCOG service area demographic information is aggregated and strategically presented in a format that easily works through the continuous program improvement process and provides answers to the question “How is our program performance?” CVCOG also included demographic changes indicating needed shifts in existing resources or new programs that need to be created in response to changes in the areas needing to be served. CVCOG combines various demographic data as part of their CA and a significant portion of the CA incorporate the Self-Assessment (SA) due to the fact that much of the information offered adds value and needed information to the CA.

Additionally, CVCOG gathered data specific to poverty to also guide the continuous program improvement process as well as ensure compliance with guidance from the OHS’s regulations for conducting and completing the Community Assessment. This includes the following:

PURPOSE STATEMENT

The Office of Head Start requires that grant recipients meet Head Start Program Performance Standard (HSPPS) 1302.11(b)(2), which states the following:

1302.11 Determining community strengths, needs, and resources.

(b) *Community-wide strategic planning and needs assessment (community assessment).*

(2) A program must annually review and update the community assessment to reflect any significant changes, including increased availability of publicly funded Pre-kindergarteners.

GATHER DATA

When conducting a community assessment (CA), it is predicted that the sources used to inform the changes, adaptations, and updates from the original CA may encounter barriers in the research for data collection, as most data sources' timeline is usually every 5 to 10 years, (for example, US census data is available once every ten years). Since most data sources do not offer updated data, the report will focus on the data sources who had updated their data, allowing for comparison and analysis.

ANALYZE AND MAKE DECISIONS

During the community assessment process, data is used to identify ongoing changes based on the analyzed data; identifying trends and making data-informed decisions are crucial.

COMMUNICATE AND INCORPORATE

Office of Head Start requires grant recipients to conduct a full community assessment report every five years, with updates on an annual basis to help staff and stakeholders understand vital findings to consider when working on the program's strategic plans. These reports should consider making the data accessible, relevant, and engaging.

ASSESSMENT PROCESSES AND METHODS

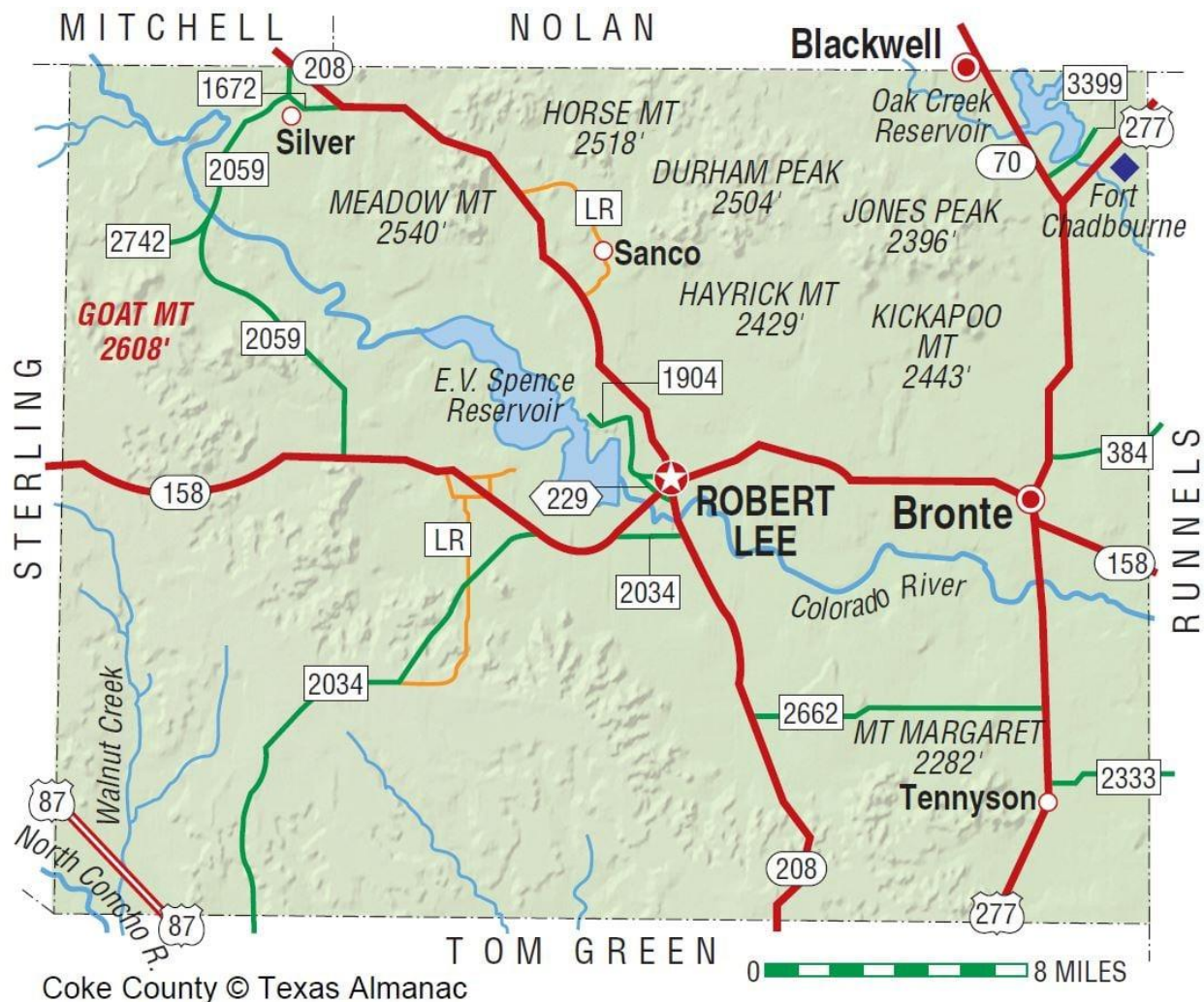
The Non-Profit Connection uses a variety of research and evaluation methods that are rigorous, relevant, transparent, independent, and ethical, including:

- **DATA COLLECTION** is a procedure of collecting, measuring, and analyzing accurate insights for research using standard validated techniques. If included in the previous CA, the list of resources used when conducting the last CA (websites, surveys, etc.), Non-Profit Connection will refer to the listing of websites used during previous CA data collection or conduct new research, which will include the websites operated to complete the 2023 report.
- **SURVEYS.** Including clients' participation (parents and caregivers) in the final report is recommended. Before COVID, Focus Groups were used for collecting their feedback; however, during the COVID pandemic, these were replaced with anonymous surveys, which resulted in participation from parents that, since surveys were anonymous, made them feel as if they could safely share their genuine feedback. With input from the grant recipient, the Non-Profit Connection offers the surveys in English and Spanish, meeting the needs of the population served.

*Concho Valley Council of Governments
(CVCOG)
Service Area
County-By-County
Demographics*

Geographic Data

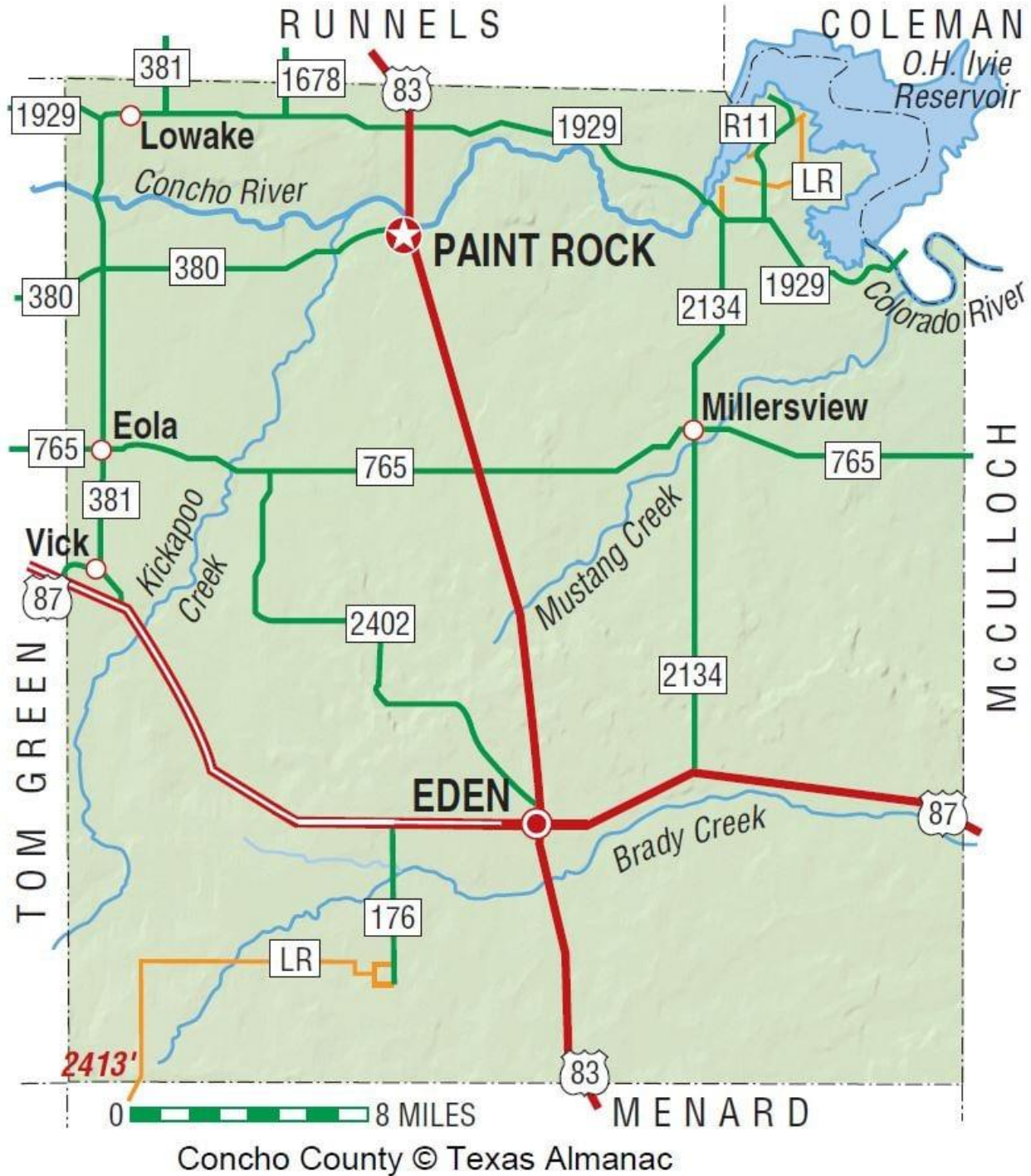
Coke County, Texas



COKE COUNTY. Coke County (F-12), in West Central Texas, is bounded on the east by Runnels County, on the south by Tom Green County, on the west by Sterling County, and on the north by Mitchell and Nolan counties. It was named for Richard Coke, a Texas governor. The county center is at 31°54' north latitude and 100°33' west longitude, about thirty miles north of San Angelo. The terrain includes prairie, hills, and the Colorado River valley; sandy loam and red soils predominate. The elevation varies from 1,800 feet in the south

to 2,600 feet in the north, where Nipple Mountain, Meadow Mountain, Horse Mountain, and Hayrick Mountain are located. Its 911-square-mile area is drained by the north branch of the Colorado River and Yellow Wolf Creek. Native grasses include mesquite grass, needlegrass, sideoats, bunchgrass, and crabgrass. Ninety percent of Coke County's agricultural income of \$10 million comes from cattle, sheep, goats, and horses. The rest is from cotton, sorghum, small grains, hay, fruits, and peanuts. Coke County is among the leading counties in sheep ranching. Extraction of sand and gravel is a minor industry, though the county has no manufacturing; county oil production of 2,249,804 barrels in 1982 earned almost \$77 million. The annual rainfall is 20.48 inches. The average minimum temperature in January is 29° F; the maximum in July is 97°. The growing season lasts 226 days.

Concho County, Texas



CONCHO COUNTY. Concho County, in Central Texas, straddles the northern edge of the Edwards Plateau. The county derives its name from the Concho (or "Shell") River, which in turn was named for the large number of mussels found there. The center of the county lies at approximately 31°20' north latitude and 99°52' west longitude. Paint Rock, the county seat, is situated in the north central part of the county on U.S. Highway 83,

approximately thirty miles east of San Angelo and 150 miles northwest of Austin. Concho County comprises 992 square miles with an elevation of 1,600 to 2,100 feet above mean sea level. The terrain in the north is rolling, with steep slopes and benches, while that to the south, on the Edwards Plateau, is flat but broken by numerous deep creekbeds. The thin and stony soil of the Edwards Plateau supports oak, juniper, and mesquite, while the clay loams to the north sustain grasses, mixed with oak, juniper, and mesquite in the northwest and with mesquite in the north central region. The county is drained by the Concho River, which flows east to west across the northern part, and by the Colorado River, which forms the northeastern county line. Major creeks, or creek systems, include Dry Hollow, Kickapoo, Duck, Mustang, Brady, and South Brady. The creekbeds were originally thick with elm, live oak, and post oak trees. Of the total county area, 11 to 20 percent is considered to be prime farmland. Temperatures range from an average low of 33° F in January to an average high of 97° in July. Rainfall averages twenty-three inches; snowfall, three inches; and the growing season, 228 days per year. The climate, on the whole, is mild and dry. Natural resources include oil and gas, limestone, caliche, dolomite, and bituminous coal. In 1982, 218,748 barrels of oil and 1,982,444 thousand cubic feet of gas-well gas were produced in the county.

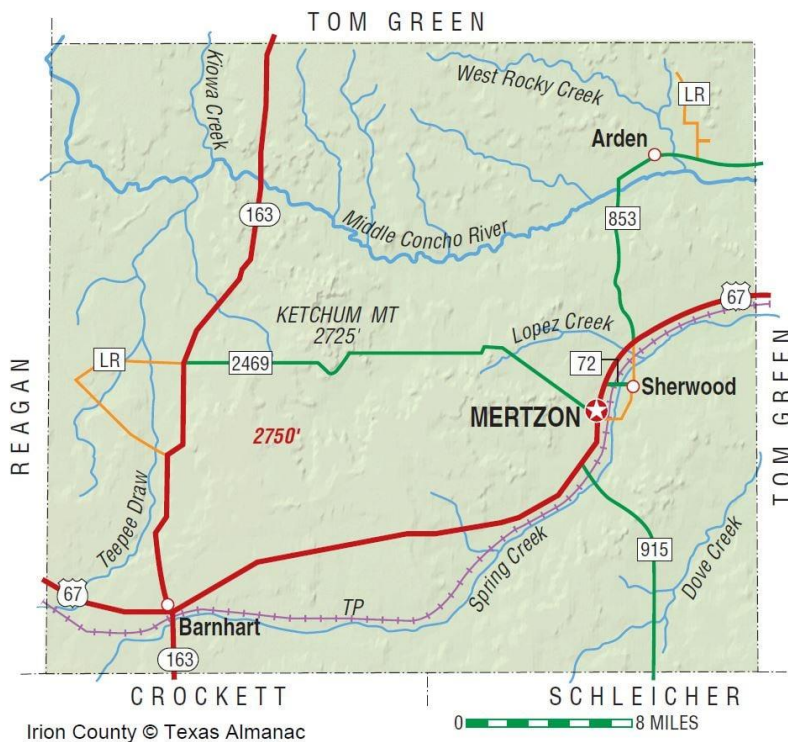
CROCKETT COUNTY, TEXAS



Crockett County is located in southwestern Texas on the western edge of the Edwards Plateau. It is bounded on the west by the Pecos River, which separates it from Terrell and Pecos counties. Its northern border is formed

by Crane, Upton, Reagan, and Irion counties, while Schleicher and Sutton counties border it on the east and Val Verde County on the south. Ozona, the county seat and only town, is located eighty-two miles southwest of San Angelo. The center point of the county is at 30°41' north latitude and 101°21' west longitude. Crockett County comprises 2,806 square miles. The terrain consists of deep, narrow, steep-walled canyons and flat mesas in the southern and western areas. Broad valleys and flat divides characterize the northern part. The northeastern part is a large flat divide separating the Colorado River and Rio Grande basins. The surface geology is Cretaceous. The soils are dark, calcareous, stony clays and clay loams. The western half of the county is desert shrub savanna, and the eastern half is juniper, oak, and mesquite savanna. Altitudes vary from 1,500 feet above sea level in the southwest to 2,800 feet above sea level in the northwest. Temperatures vary from an average low of 32° F in January to an average high of 96° in July. The average rainfall is eighteen inches per year. The growing season extends across 233 days. Numerous draws, dry most of the year, drain the county during floods and empty into the Devils and Pecos rivers. Johnsons Run and Howard Draw bisect the central area before reaching the Devils and the Pecos, respectively.

Irion County, Texas



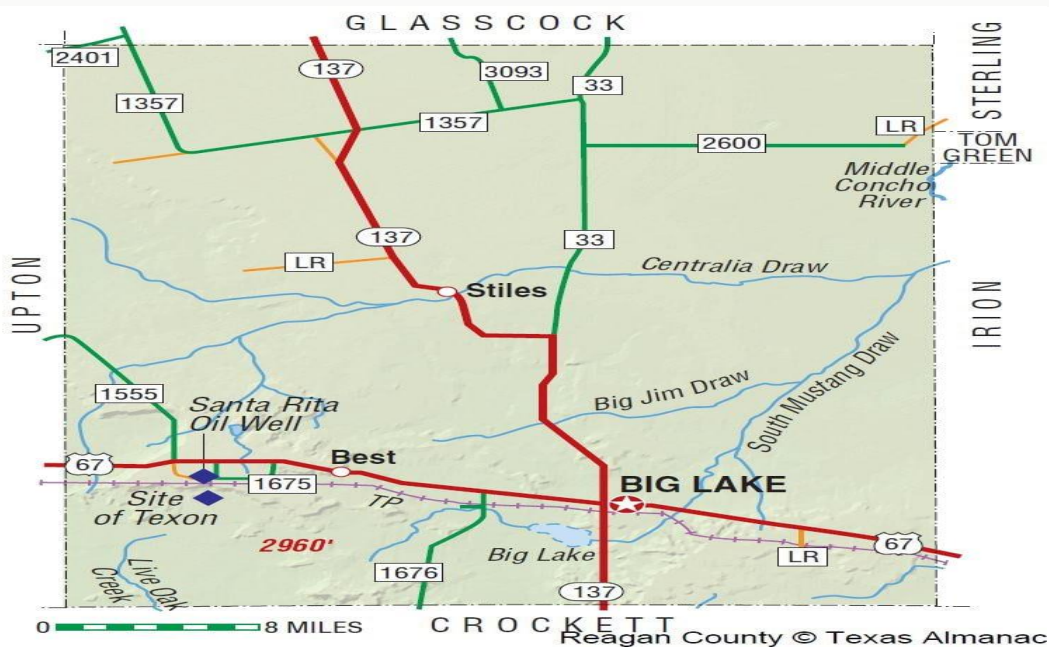
IRION COUNTY. Irion County is on U.S. Highway 67 and State Highway 163 in southwest central Texas, bounded on the west by Reagan County, on the south by Crockett and Schleicher counties, and on the north and east by Tom Green County. It was named for Robert Anderson Irion. The center of the county is at 31°18' north latitude and 100°35' west longitude, forty miles southwest of San Angelo. The county embraces 1,051 square miles of rolling prairie, grass, mesquite, and, in some sections, exposed rock. Elevations range from 2,100 to 2,600 feet above sea level. The county is drained by the Middle Concho River and its tributaries; springs in the Edwards Plateau limestone feed Dove and Spring creeks. Soils vary from sandy to clay to gravel. The average annual rainfall is 21.33 inches. Irion County has an average minimum temperature of 32° F in January and an average maximum of 96° in July. The growing season lasts 232 days. About 90 percent of the county's \$7 million annual agricultural income is derived from cattle, sheep, and Angora goats; other agricultural products include pecans, sorghums, small grains, and cotton. Oil and gas production provides most of the county's income. In 1982 crude production was 3,425,871 barrels, worth \$102,760,444.

Kimble County, Texas



KIMBLE COUNTY. Kimble County is located in southwest central Texas on the Edwards Plateau, bordered on the north by Menard County, on the east by Mason and Gillespie counties, on the south by Kerr and Edwards counties, and on the west by Sutton County. Its center lies at 30°29' north latitude and 99°46' west longitude. The county, which was named for Alamo defender George C. Kimbell, contains 1,274 square miles of broken, rolling plains with an altitude ranging from 1,400 to 2,400 feet above sea level. The majority of the county consists of shallow stony clay soils on the hills, sandy loam soils on the upland plains, and clay loam soils in the valleys and flood plains. The major watercourses are the Llano River and the east and west forks of the James River. The annual rainfall averages 22.33 inches, and the temperature ranges from an average low of 33° F in January to an average high of 97° in July. The growing season lasts 213 days. Live oak, shin oak, pecan, walnut, and cedar trees grow among the mesquite and sedge grasses that cover the county. Wildlife includes deer, javelinas, rabbits, roadrunners, mockingbirds, and rattlesnakes.

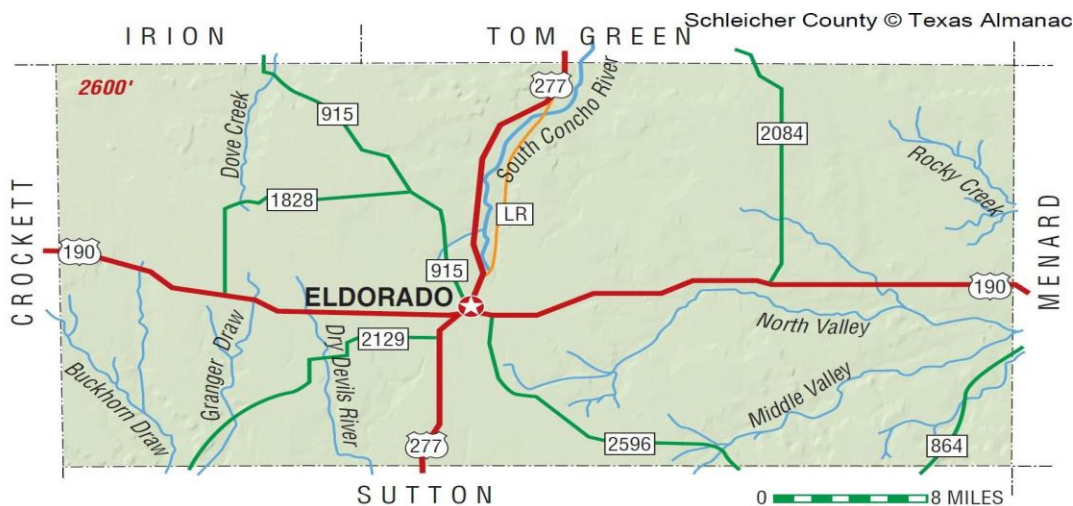
Reagan County, Texas



REAGAN COUNTY. Reagan County is in West Texas at the northwestern edge of the Edwards Plateau on U.S. Highway 67 and the Atchison, Topeka and Santa Fe Railway. It is bounded on the west by Upton County,

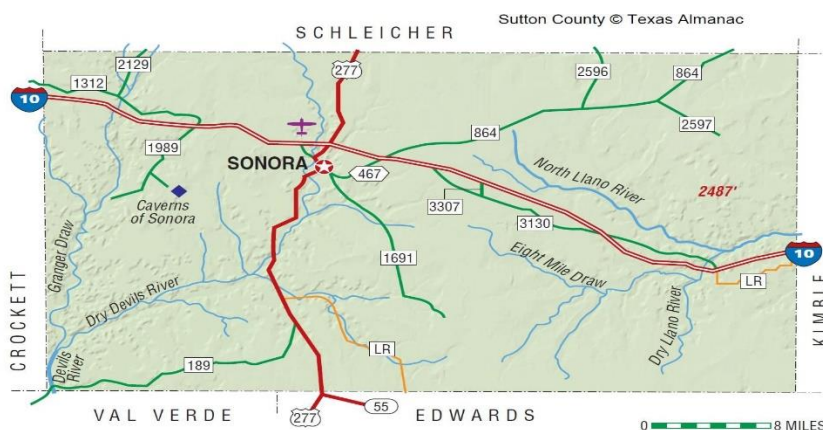
on the north by Glasscock County, on the east by Sterling, Tom Green, and Irion counties, and on the south by Crockett County. The county's northwestern corner lies on the Llano Estacado. Big Lake, the county seat, is seventy miles southwest of San Angelo, and the center of the county lies at 31°22' north latitude and 101°31' west longitude. Other towns include Best, Stiles, and Texon. Reagan County comprises 1,173 square miles of flat to gently sloping sandy terrain in the northwestern and north central regions and flat to sharply dissected limestone and rolling caliche in the remaining sections. Soils are dark, calcareous stony clays and clay loams. In the 1980s less than 1 percent of the land was considered prime farmland. Vegetation in the county consists of mesquite savanna, except in the southeastern corner where juniper, shinnery, and live oak also appear. Altitudes vary from 2,406 to 2,953 feet above sea level. The average annual temperature is 66° F, and the average annual rainfall is sixteen inches. The growing season extends for 229 days. Duststorms were once common during the spring, and the land suffered from overgrazing, water and wind erosion, and poor irrigation systems. Natural resources in Reagan County include caliche, limestone, salt, gas, oil and sulfur. Numerous draws, which remain dry most of the year, provide drainage into the Middle Concho River during floods. Centralia Draw, which crosses the middle of Reagan County, is the most prominent. Runoff from the extreme southwestern corner of the county drains into the Pecos River.

Schleicher County, Texas



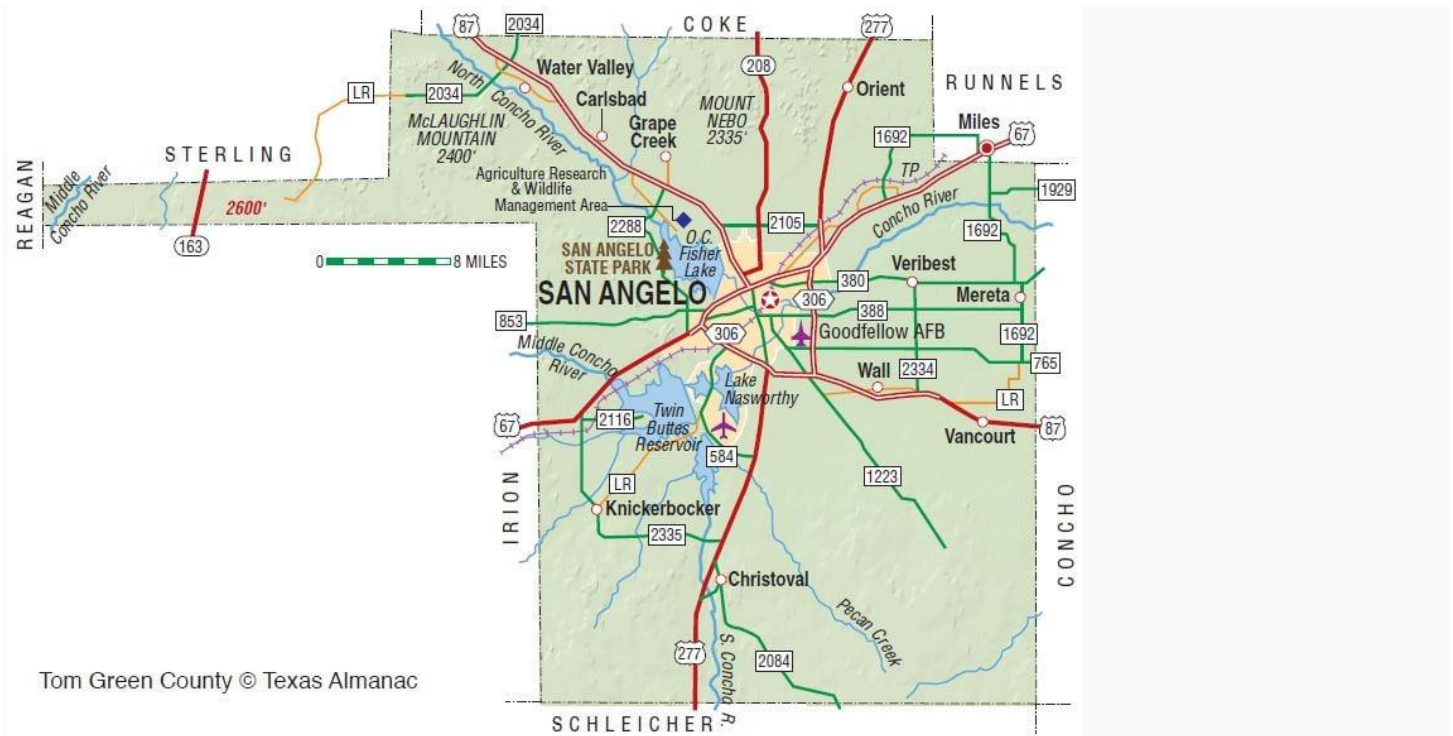
SCHLEICHER COUNTY. Schleicher County (SHLI-ker) is in west central Texas 290 miles inland from the Gulf of Mexico and ninety miles northeast of the Texas-Mexico boundary. It is bordered by Tom Green, Concho, Menard, Kimble, Sutton, Crockett, and Irion counties. Eldorado, the county seat, is at the intersection of U.S. highways 190 and 277, forty-five miles south of San Angelo. The county's center lies five miles northeast of Eldorado at 30°54' north latitude and 100°31' west longitude. Situated in the Edwards Plateau, the county comprises roughly 1,309 square miles of rolling to hilly terrain at elevations ranging from 2,100 to 2,400 feet above sea level. The dark, loamy soils support a variety of tall grasses, as well as some oak, cedar, and mesquite. Between 11 and 20 percent of the land is considered prime farmland. The southwestern part of the county is in the Rio Grande basin, with the uppermost tributaries of the Devil's River draining the runoff south; the rest of the county lies within the Colorado basin and is drained by the upper reaches of the San Saba River to the east and by the South Concho River to the north. Wildlife in the area includes deer, turkey, javelina, bobcat, coyote, badger, fox, raccoon, squirrel, and skunk, as well as a variety of birds, fish, and reptiles. Among the county's mineral resources are dolomite, limestone, industrial sand, oil, and gas. The climate is subtropical, with an average minimum temperature of 32° F in January and an average high temperature of 96° in July. The growing season averages 229 days annually, and the rainfall averages twenty inches.

Sutton County, Texas



SUTTON COUNTY. Sutton County is in west central Texas. Its geographic center is at 30°31' north latitude and 100°38' west longitude, 135 miles northwest of San Antonio and seventy miles south of San Angelo. Sutton County covers 1,455 square miles on the western edge of the Edwards Plateau; elevations range from 1,900 to 2,300 feet. Soils are generally shallow and stony, though deep loams are found along watercourses and irregular outcrops of limestone. The most important of the county's natural resources are moderate-sized oil and gas reserves, which came into significant production in the late 1960s and 1970s. Though range grasses constitute the most common form of vegetation, the area is distinguished from a true grassland by the existence of isolated stands of shin oak, juniper, and mesquite. The region was originally home to a wide variety of game animals and predators, most significantly deer, quail, dove, wild turkey, plover, coyotes, timber wolves, and bobcats. Periodically herds of antelope and wandered onto the Edwards Plateau, though they were not native to the region. The single most significant factor in the development of Sutton County has been the scarcity of water. Precipitation averages just twenty inches annually, and severe droughts occur regularly. Meager rainfall is further depleted by rapid evaporation due to the plateau's constant, dry winds. Consequently, the county is completely dependent for its water supply upon deep wells that tap the Edwards Trinity Aquifer. Sutton County's climate is that of a subtropical steppe, characterized by wide daily temperature fluctuations. The January average low is 32° F, and the July average high is 96°. The growing season is 235 days long. Generally, the county receives about two inches of snow each year.

TOM GREEN COUNTY, TEXAS



TOM GREEN COUNTY. Tom Green County comprises 1,540.5 square miles in west central Texas. The county seat, San Angelo, is centrally located at 31°28' north latitude and 100°26' west longitude, 301 miles south of Amarillo and 258 miles west of Dallas. The county has a 235-day growing season, an average temperature range of 32° F in January and 97° F in July, an average annual precipitation of 18.2 inches, and an elevation variation of 1,717 feet to 2,480 feet. The principal river in the county is the Concho, which is formed by the convergence of the North, Middle, and South Concho rivers. The North Concho River and its tributaries, Bald Eagle, Chalk, Dry, Grape, Little, Mulberry, and Walnut creeks, drain the northwest portion of the county. The Middle Concho and its tributaries, Brushy, Dove, Dry Rocky, East Rocky, West Rocky, and Spring creeks, drain the west central and southwest portions of the county. The South Concho and its tributaries, Burks and Pecan creeks, drain the southern part of the county. And finally the Concho and its tributaries, Catelan, Erica, Hog Marsh, Kickapoo, Lipan, and Snake creeks, drain the southeastern part of the county. There are three major impoundments, O. C. Fisher lake, Twin Buttes Reservoir, and Lake Nasworthy. The major soil types in the

county are silty clay loams and stony clays. The county has two distinct physiographic regions: the Osage Plains and the [Edwards Plateau](#). In the central, eastern, and southeast sections, the plants are typical of the Lower Osage Plains and the [High Plains](#), including buffalo, grama, wheat, and Indian grasses, with scattered [mesquite](#) and zerophytes. The northern, western, and extreme southwest parts of the county have the short grasses and scattered timbers typical of the Edwards Plateau and [Hill Country](#), which include live, shinnery, and red oaks mixed with buffalo and mesquite grasses. There is also algerita, cat's claw, chapparal, prickly pear, yucca, and cacti. Mesquite trees thrive throughout the county, and pecan trees are present in great numbers in the river bottoms. In general, agriculture is dominant in the Osage Plains and ranching in the Edwards Plateau region. San Angelo is the largest processing and shipping center for the [wool and mohair industry](#) in the United States. In 1990, 200,000 of the county's one million acres were farmed, including 15,000 irrigated acres. Commercial minerals include caliche, limestone, and oil and gas in the south central and northwest regions of the county. Major archeological sites are scarce in the county. Some scattered artifacts and graves have been discovered, including fifty smooth rock basins near the head of Dove Creek. The most famous aboriginal site in the region is that of Painted Rocks in Concho County, west of Tom Green.

POPULATION DATA

The Concho Valley, TX Community Needs Assessment Region currently is comprised of nine counties and one Census Designated Place (CDP). A CDP is defined as a [very] small geographic area, or typically a small community within a city or town, and very small relative to the, city, town or county in which it is located. Sometimes a CDP is described as a “crossroads community”.

Concho Valley has a total population of 9,655 persons according to the latest U. S. Bureau of the Census, American Community Survey 2017-2021 5 Year Estimates. In regard to the population under age 5, Concho Valley is overwhelmingly dominated by Tom Green County TX. (This will be true throughout this Needs Assessment).

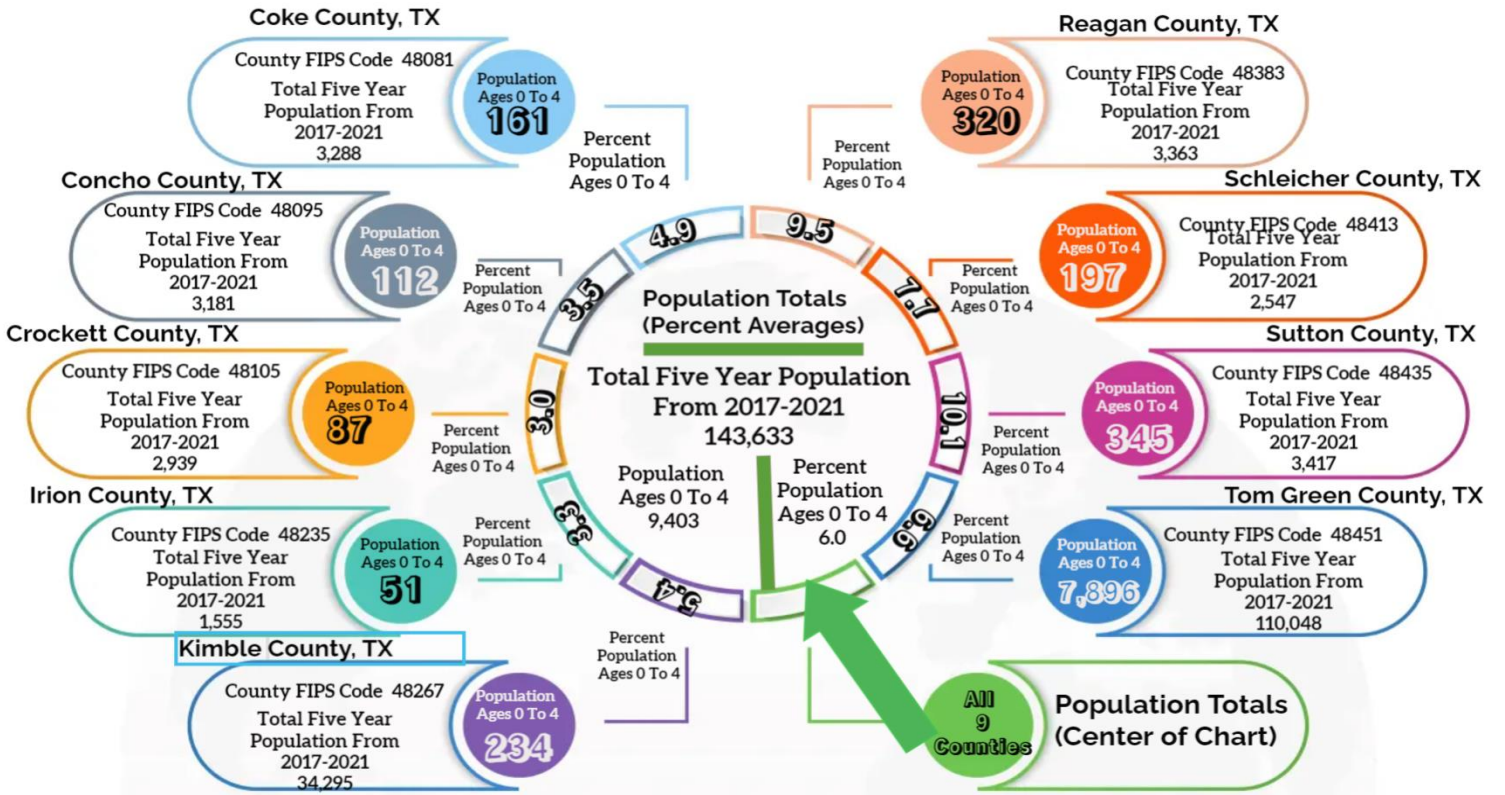
In regards to total population, approximately 7,896, or 81.8% of all children under age 5 are located in Tom Green County.

An examination of the percentage of the early learning population under age 5, Grape Creek CDP and Sutton County both possess the highest percentage(s) of the early learning population under age 5. We note specifically that the percentage of children under age 5 in Grape Creek CDP, 13.7% (or one out of every seven children) is located in a very small geographic area. Comparatively the same interpretation can be seen and made for the other counties by ranking the top five counties (places) in the Concho Valley Community Needs Assessment Region. Respectively we find that while the total population under age 5 is low in relative terms, we note specifically that the Grape Creek CDP (13.7%), Sutton (10.1%), Reagan (9.5%), Schleicher (7.7%), and Tom Green Counties (6.6%).

A regional interpretation of the early learning population under the age of five, is that while the counties are very small in population relative to size, that (with the exception of Coke, Concho, Irion, and Crockett Counties) the population under age 5 in relative terms, region will need to seek to maximize funding to serve not only the current population of children under age five, but allow for increased capacity, in order to serve the population of children under age 5 as they age out throughout the Concho Valley Region.

See Chart Below:

COUNTY AND STATE INFO GRAPHIC



INCOME DATA

County	Family Households	Family Household Income \$0 To \$9,999	Family Household Income \$10,000 To \$19,999	Family Household Income \$15,000 To \$24,999	Family Household Income \$ 25,000 To \$34,999
Coke County	828	6	12	37	89
Concho County	518	18	4	52	87
Crockett County	879	0	70	0	94
Irion County	398	8	15	30	29
Kimble County	1,188	80	2	66	108
Reagan County	861	0	9	44	49
Schleicher County	580	40	4	39	31
Sutton County	895	69	27	93	31
Tom Green County	28,325	820	478	1,262	1,940
County	Family Households	Percentage Of Family Income \$ 0 To \$9,999	Percentage Of Family Income \$ 10,000 To \$19,999	Percentage Of Family Income \$15,000 To \$24,999	Percentage Of Family Income \$25,000 To \$34,999
Coke County	828	0.7	1.4	4.5	10.7
Concho County	518	3.5	0.8	10.0	16.8
Crockett County	879	0.0	8.0	0.0	10.7
Irion County	398	2.0	3.8	7.5	7.3
Kimble County	1,188	6.7	0.2	5.6	9.1
Reagan County	861	0.0	1.0	5.1	5.7
Schleicher County	580	6.9	0.7	6.7	5.3
Sutton County	895	7.7	3.0	10.4	3.5
Tom Green County	28,325	2.9	1.7	4.5	6.8

County	NonFamily Households	Percent NonFamily Households	Median Nonfamily Income	Average Nonfamily Income
Coke County	556	40.2	\$18,000	\$25,590
Concho County	285	35.5	\$32,250	\$39,120
Crockett County	418	32.2	\$42,750	\$49,075
Irion County	279	41.2	\$29,491	\$29,917
Kimble County	609	33.9	\$27,880	\$69,598
Reagan County	208	19.5	\$31,422	\$46,262
Schleicher County	303	34.3	\$26,992	\$49,808
Sutton County	229	20.4	\$44,408	\$57,197
Tom Green County	16,489	36.8	\$35,420	\$50,362

County	Median Family Income	Average Family Income	Income Per Person
Coke County	\$70,893	\$83,837	\$27,194
Concho County	\$59,833	\$76,060	\$22,225
Crockett County	\$54,502	\$63,945	\$28,512
Irion County	\$68,594	\$80,285	\$26,525
Kimble County	\$78,155	\$95,040	\$37,697
Reagan County	\$69,375	\$83,729	\$25,929
Schleicher County	\$79,432	\$74,713	\$27,870
Sutton County	\$63,648	\$73,814	\$25,610
Tom Green County	\$76,060	\$95,283	\$31,064

HOUSING & HOMELESSNESS

County	Percent Of Households With Earnings	Percent Of Households Social Security	Percent Of Households Receiving Retirement Income	Percent Of Households Receiving Supplemental Security Income	Percent Of Households Receiving Public Assistance	Percent Of Households Receiving Food Stamps
Coke County	64.5	49.3	22.9	9.0	0.9	8.8
Concho County	62.4	58.4	30.6	0.5	1.4	7.1
Crockett County	83.3	24.7	14.1	2.4	1.9	4.3
Irion County	69.6	30.7	20.2	1.5	0.0	6.2
Kimble County	69.1	43.8	31.3	3.8	2.9	5.6
Reagan County	89.7	17.9	12.8	0.0	0.9	8.6
Schleicher County	77.5	45.1	27.9	1.2	0.1	4.4
Sutton County	83.9	30.7	7.5	3.0	0.8	8.2
Tom Green County	79.6	29.9	19.4	5.0	2.6	7.0

County	Median Household Income	Average Household Income	Average Household Dollar Amounts For SocSec	Average Household Dollar Amounts For RetInc	Average Household Dollar Amounts For SuppSecInc	Average Household Dollar Amounts For PubAssist
Coke County	\$42,639	\$60,514	\$18,255	\$22,035	\$8,320	\$1,050
Concho County	\$46,719	\$62,995	\$21,863	\$25,406	Not Provided Due To Data Suppression	\$800
Crockett County	\$52,731	\$59,153	\$21,485	\$38,217	Not Provided Due To Data Suppression	Not Provided Due To Data Suppression
Irion County	\$39,770	\$60,779	\$21,331	\$30,185	Not Provided Due To Data Suppression	Not Provided Due To Data Suppression
Kimble County	\$55,677	\$87,552	\$19,359	\$28,040	\$10,413	\$4,450
Reagan County	\$62,829	\$76,750	\$20,443	\$32,485	Not Provided Due To Data Suppression	Not Provided Due To Data Suppression
Schleicher County	\$61,094	\$67,772	\$16,596	\$16,039	Not Provided Due To Data Suppression	Not Provided Due To Data Suppression
Sutton County	\$61,538	\$70,704	\$21,312	\$22,248	\$7,297	Not Provided Due To Data Suppression
Tom Green County	\$62,052	\$79,642	\$19,289	\$25,376	\$11,407	\$1,467

EDUCATION STATS IN CVCOG SERVICE AREA

Early Childhood Education Resources For Children Living In Texas

General Early Childhood Education Resources In Texas

Early Childhood Intervention (ECI) is a statewide program within the Texas Health and Human Services Commission for families with children birth up to age 3, with developmental delays, disabilities or certain medical diagnoses that may impact development. ECI services support families as they learn how to help their children grow and learn.

Medically Diagnosed Condition

If a child has a medically diagnosed condition that is likely to cause a developmental delay and has a need for services, he or she will qualify for ECI services. HHS has a list of diagnoses that are medically qualifying. Medical records must be provided to confirm the diagnosis.

Determination of Services

A child is evaluated using a state approved evaluation tool to determine eligibility. If a child qualifies for services, the team identifies your child's strengths and needs in each of your family's daily routines.

Based on the results of the evaluation and assessment, your team develops a plan for services, also known as the Individualized Family Service Plan (IFSP). Under the Individuals with Disabilities Education Act (IDEA), evaluations, assessments and IFSPs are provided at no cost to parents.

Provision of Services

- **Family-centered services:** Services are based on the needs and concerns of each family and child. ECI professionals and family members incorporate activities into daily routines to promote the child's development.
- **Familiar settings:** Though most ECI services are provided at home, they can be provided in other places where the child goes regularly, such as a childcare center, park, library or other community setting.
- **Case management:** Service coordinators help families access and receive the services, resources and supports they need to support their child's development. Supports include helping the child and family transition to special education services or other options, as appropriate for children exiting ECI at age 3. ECI provides comprehensive case management for all members of the child's family as their needs relate to the enrolled child's growth and development.

ECI (Continued)

- **Planning for next steps:** ECI services end when the child turns 3. Well before that time, the ECI team, including the family, decides on next steps. Children may transition to public school, preschool, Head Start, childcare centers or other community activities and programs, or they may stay home with their family. For children who need further intervention services the goal is a smooth transition with no service gaps.



Early Childhood Special Education (ECSE) for Ages 3-5

Early Childhood Special Education (ECSE) is a state and federally mandated program for young children with disabilities ages 3-5. Eligible children with disabilities, ages 3-5, are entitled to receive a free appropriate public education (FAPE) under the Individuals with Disabilities Education Act (IDEA)

Part B, Section 619 in the least restrictive environment (LRE) in accordance with their individual needs. Children who meet eligibility criteria may receive Early Childhood Special Education services in a variety of settings such as a pre-kindergarten classroom, in the home, or in community settings such as Head Start and pre-school.

In Texas, services for eligible children with disabilities ages 3-5 are provided free of charge through the public-school system. Over 40,000 children in Texas receive individual special education services each year as a part of IDEA 619 Preschool.

Early Childhood Education Resources Contact Information

For more information contact your local school district or regional education service center (<https://tea.texas.gov/about-tea/other-services/education-service-centers/education-service-centers-map>).

IDEA 619 State Contact

Terrie Breeden, State 619 Coordinator Texas

Education Agency

512-463-9414 (tel:512-463-9414)

Get Parenting Program

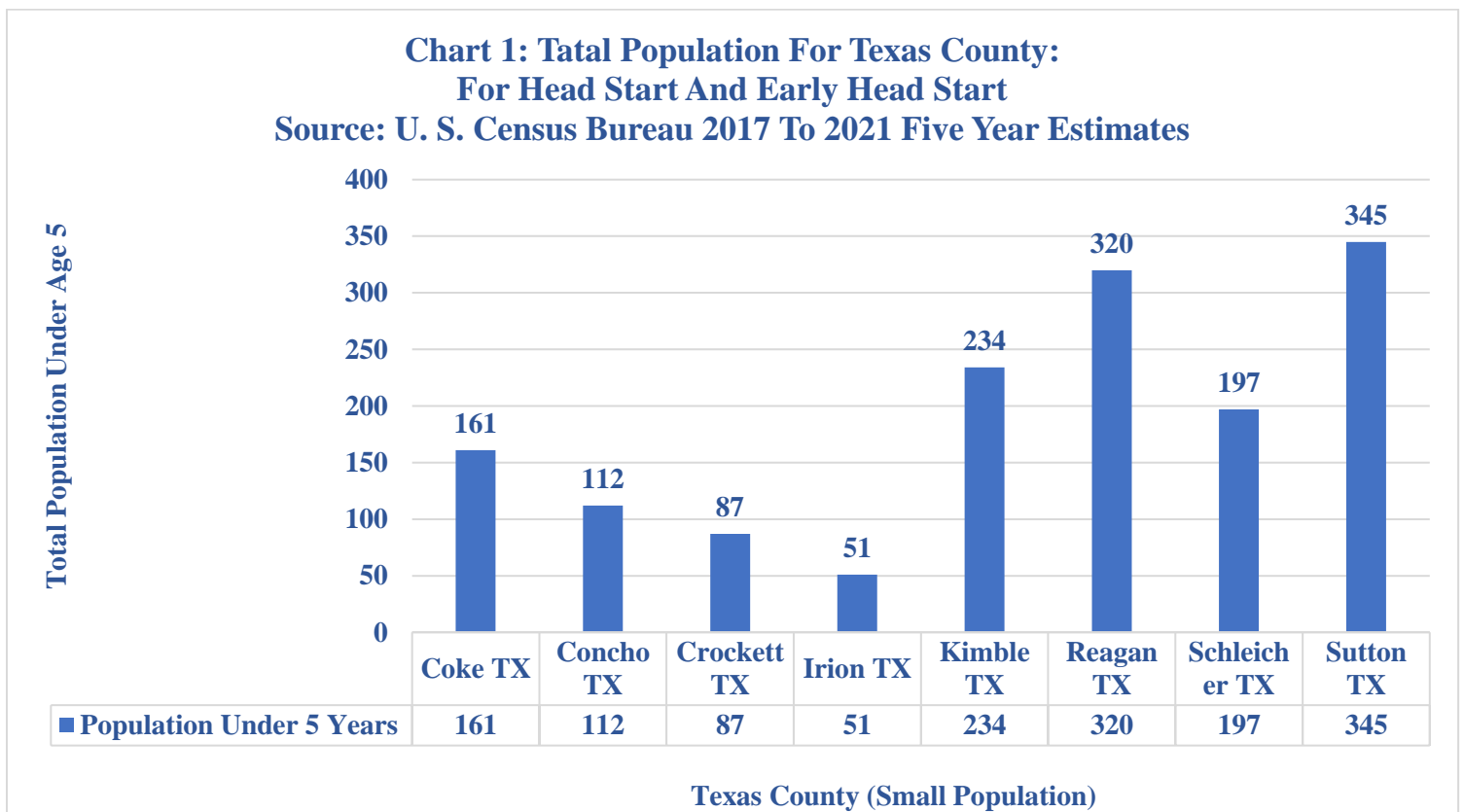
Parenting is one the best jobs you will ever have and one of the hardest. We have resources to help you no matter what the challenge. From teenage battles to toddler tantrums, we are here to find solutions, share ideas, and be a listening ear.

Texas Childcare Solutions:

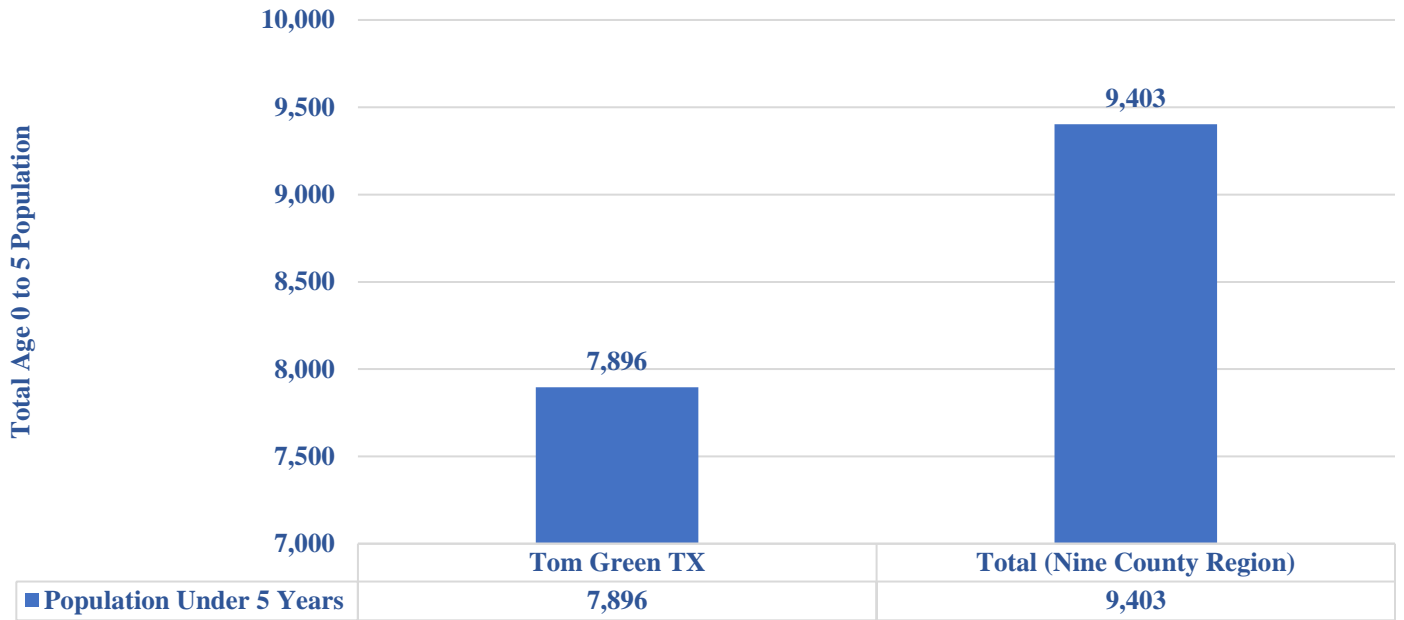
Developed by the Texas Workforce Commission, the purpose of Texas Child Care Solutions is to provide parents and child care programs access to resources and information to assist them in making informed choices to meet their child care and program needs.

Prekindergarten Programs

Available for eligible children at least three years of age on or before September 1 of the current school year (if a three-year-old program is available) or four years of age on or before September 1. Some schools offer tuition-based programs for children who are ineligible for free prekindergarten.

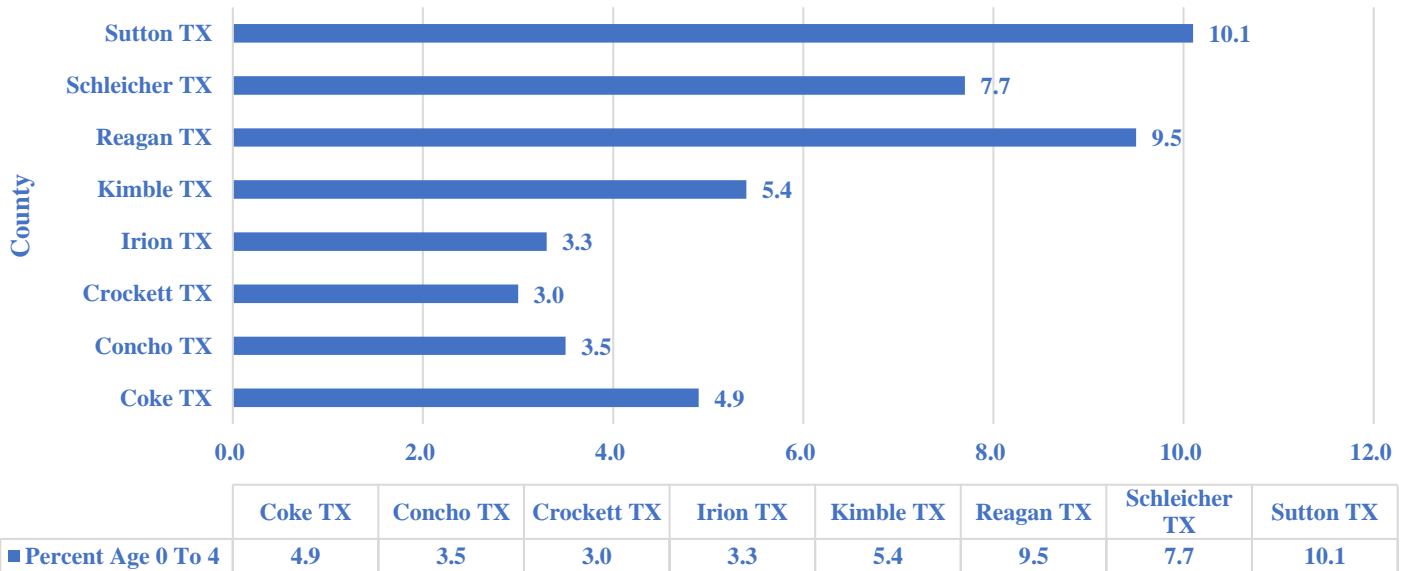


**Chart 2: Total Population Age 0 to 5 For Tom Green County
And The Nine County Region:
For Head Start And Early Head Start**
Source: U. S. Census Bureau 2017 To 2021 Five Year Estimates



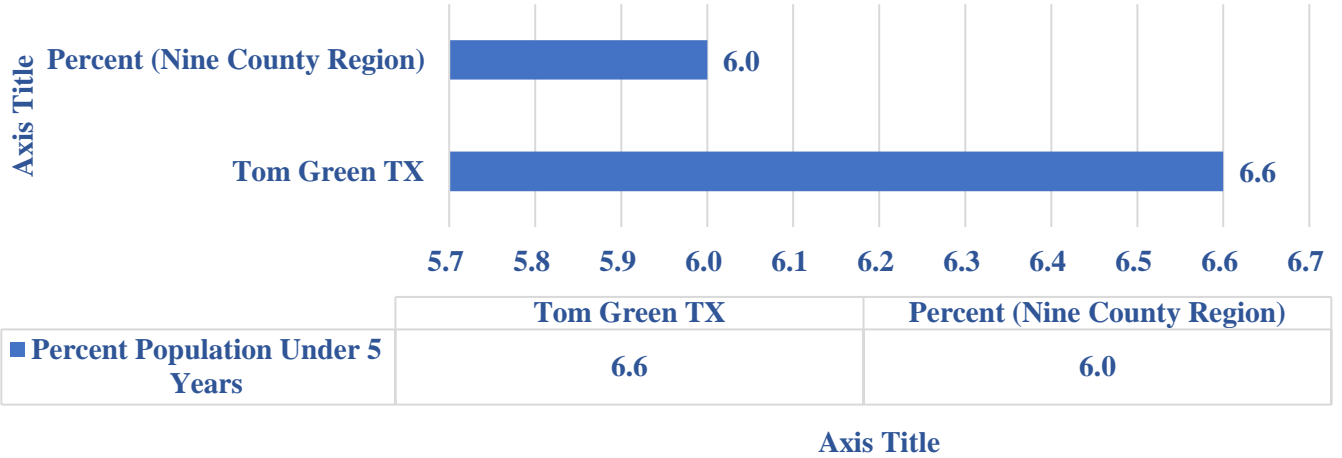
County And Nine County Regional Average

**Chart 3: Percent Population Ages 0 To 5
For Selected Texas Counties:**
Source: U. S. Bureau Of The Census: 2017 To 2021 Estimates



Percent Population Ages 0 to 5

**Chart 4: Percent Population Age 0 to 5 For Tom Green County
And The Nine County Region:
For Head Start And Early Head Start**
Source: U. S. Census Bureau 2017 To 2021 Five Year Estimates



CVCOG SERVICE AREA EARLY CHILDHOOD LEARNING CENTERS

GRAPE CREEK

Name Of Center	Type (EHS - Early Head Start - Head Start - 4K (All))	City-Town*	Zip Code	County	Total Capacity
Kiddie Garden Preschool	Infants, 13 Months to 2 Years, 3 to 4 Years	San Angelo	76901	Tom Green	61
Little Rascals Clubhouse	Data Not Provided	San Angelo	76901	Tom Green	149
Little Folks Dude Ranch	Data Not Provided	San Angelo	76901	Tom Green	145
Grace Temple Child Development	Data Not Provided	San Angelo	76901	Tom Green	123
Grape Creek Children's Ministry	Data Not Provided	San Angelo	76901	Tom Green	82
Kountry Tyme Academy	Infants, 13 Months to 2 Years, 3 to 4 Years	San Angelo	76901	Tom Green	38
Memaw's Daycare	Infants, 13 Months to 2 Years, 3 to 4 Years	San Angelo	76901	Tom Green	68
TLC Preschool	Infants, 13 Months to 2 Years, 3 to 4 Years	San Angelo	76901	Tom Green	95

CVCOG HS/EHS PROGRAM DATA

The Concho Valley Council of Governments (CVCOG) is one of 24 regional councils in Texas. The geographic boundaries of the councils must coincide with the state's planning regions as designated by the Governor. Membership in Texas' Councils of Governments includes almost 2,000 local governments and all of the state's 254 counties. Policy decisions for the Council are made by its Executive Committee composed of a representative chosen by the local government members of each county, a member of the board of the largest school district, a member representing the region's largest city, and two members of the Texas legislature whose districts lie partially or wholly within the region.

HEAD START/EARLY HEAD START PARENT, FAMILY AND COMMUNITY

ENGAGEMENT When parent and family engagement activities are systemic and integrated across program foundations and program impact areas, family engagement outcomes are achieved, resulting in children who are healthy and ready for school. Parent and family engagement activities are grounded in positive, ongoing, and goal-oriented relationships with families. Head Start/Early Head Start is about building relationships with families that support family well-being, strong relationships between parents and their children, and ongoing learning and development for both parents and children. **GOVERNANCE** The Head Start program has a shared governance system in which a policy council and a governing board share policy making decisions. The policy council is elected annually and is comprised of parents, community volunteers and one governing board member. The governing board member is a liaison between both boards and helps to provide guidance during policy council meetings. The governing board works diligently with staff and the policy council to develop, review, and approve policies, plans, and grant applications as required by federal regulations. **ENROLLMENT** The Concho Valley Council of Governments provides Head Start and Early Head Start services in 5 counties with a

funded enrollment of 539 Head Start funded enrollment is 445 serving, 17 children in Concho County, 17 in Crockett County, 17 in Menard County, 17 in Schleicher County and 343 in Tom Green County. Early Head Start funded enrollment is 128, serving 112 children and 8 Pregnant Woman in Tom Green County and 8 children in Menard County. Head Start provides comprehensive services in a center-based option aligned with the local education school calendar in each county August through May. Head Start hours of operation are 7:45am-1:45pm. Early Head Start provides comprehensive services in a center-based option August through July. Early Head Start hours of operation are 7:45-2:45pm. OTHER FUNDING SOURCES USDA Child Care Food Program reimbursement for October 1, 2021 through September 30, 2022 was \$505,127.43.

**PARENT, FAMILY AND COMMUNITY ENGAGEMENT AND SCHOOL READINESS:
HEAD START/EARLY HEAD START**

The Concho Valley Council of Governments Head Start and Early Head Start School Readiness Goals are integrated with the Parent, Family and Community Engagement goals to include goals for children ages birth to 5 years and families. We continue to strengthen our collaboration with local education agencies to promote school readiness and to share expectations for children's learning and development as they transition to public school. To promote school readiness, we strive for every Head Start teacher to have a baccalaureate or advanced degree in Early Childhood Education. Family Engagement plays an important role in school readiness. Engaging parents in all aspects of the program, helps empower them and provides them with the skill to prepare their children for academic success. We encourage parent engagement and leadership in the following: curriculum aligned homework, parent meeting and committees, policy council,

parent education program, father engagement initiative, center and classroom engagement, and classroom volunteer time.

CHILD OUTCOME DATA END OF YEAR 2021-2022

Assessment Data below is for the (EOY) End of Year 2021-2022. Data indicates the number of children On Track, Needs Support or Monitor and Out of Range in the following areas: (1%)

Domain	On Track	Needs Support/Monitor	Out of Range
Approaches to Learning	87%	11%	2%
Social Emotional Behavior	81%	16%	3%
Language Communication/Literacy	74%	23%	3%
Cognitive: Math and Science	75%	19%	6%
Perceptual, Motor and Physical Development	82%	16%	2%

OUTCOMES OF PROGRAM ACTIVITIES HEAD START

- Total number of children served: 483
- Total number of eligible children served: 402
- Total number of children’s family income below 130%: 81
- Total number of children over income: 0
- Percentage of children with a disability served: 35 / 7%

EARLY HEAD START:

- Total number of children served: 217
- Total number of eligible children served: 201
- Total number of children’s family income below 130%: 7
- Total number of children over income: 9
- Percentage of children with a disability served: 14 / 6.45%

PROGRAM INFORMATION REPORT 2021-2022 HEAD START

- Percentage of children up-to-date on a scheduled of preventive and primary health care: 86%
- Of the children up-to-date on health screenings, the percentage diagnosed with a chronic condition needing medical treatment: 0.3%
- Of the children diagnosed with a chronic condition needing medical treatment, the percentage of children who received medical treatment: 64%
- Percentage of children completing professional dental exams: 73%

- Of the children receiving dental exams, the percentage of children needing further treatment: .08%
- Of the children needing treatment, the percentage of children who received dental treatment: 100%
- Percentage of classroom teachers with a Bachelor degree or Advanced degree: 17%
- Percentage of classroom teachers with an Associate degree: 25%
- Percentage of classroom teachers with a CDA and enrolled in BA or A

PROGRAM INFORMATION REPORT 2021-2022 HEAD START

- Percentage of children up-to-date on a scheduled of preventive and primary health care: 86%
- Of the children up-to-date on health screenings, the percentage diagnosed with a chronic condition needing medical treatment: 0.3%
- Of the children diagnosed with a chronic condition needing medical treatment, the percentage of children who received medical treatment: 64%
- Percentage of children completing professional dental exams: 73%
- Of the children receiving dental exams, the percentage of children needing further treatment: .08%
- Of the children needing treatment, the percentage of children who received dental treatment: 100%
- Percentage of classroom teachers with a Bachelor degree or Advanced degree: 17%
- Percentage of classroom teachers with an Associate degree: 25%
- Percentage of classroom teachers with a CDA and enrolled in BA or AA program: 38%
- Percentage of classroom teachers working toward a CDA: 21%

- Percentage of classroom teacher assistants with Associate or higher degree: 8%
- Percentage of classroom teacher assistants with a Child Development Associate Credential: 54%
- Percentage of classroom teacher assistants working toward a CDA: 38%
- Families receiving WIC services: 148
 - Number of father/father figures who were engaged in the following activities during this year:
 - o Family Assessment: 135
 - o Family Goal Setting: 132
 - o Involvement in Head Start Child Development Experience: 141
 - o Head Start Program Governance: 32
 - o Parenting Education Workshops: 90

EARLY HEAD START

- Percentage of children up-to-date on a schedule of preventive and primary health care: 40%
- Percentage of classroom teachers with a Child Development Associate or higher: 70%
- Families receiving WIC services: 133
- Number of father/father figures who were engaged in the following activities during this year:
 - o Family Assessment: 16

- o Family Goal Setting: 17
- o Involvement in Early Head Start Child Development Experience: 16
- o Head Start Program Governance: 1
- o Parenting Education Workshops: 2

FY 2021-2022 PLANNED PERFORMANCE MEASURES

- Serve 10% of funded enrollment to children with Disabilities
- Decrease Teacher Turnover
- Dual Enrollment: Pre-K Enrollment and Head Start Enrollment
- Increase Early Head Start enrollment

FY 2021-2022 ACTUAL PERFORMANCE MEASURES

- As of December 2021, we are serving 28 Head Start and 8 Early Head Start children with disabilities. Year-to-date we have served 36 children with disabilities; 7% of our actual enrollment. A 2% increase from this time last year. We received a waiver from the OHS for 2020-2021.
- Contacted Texas Workforce, agency operating the T.E.A.C.H grant. Head Start staff are not currently eligible to receive scholarship assistance because Head Start does not participate in subsidizing child care for families. Head Start paid the college tuition for six teachers. We paid for five teachers to obtain their Child Development Credential.
- Currently there are not any local Independent School Districts willing to participate in dual enrollment.
- We converted 34 Head Start enrollment opportunities to 8 Early Head Start enrollment opportunities Menard. This was the first time to serve infants and toddlers in our rural service area.

FY 2022-2023 PLANNED PERFORMANCE MEASURES

- Serve 10% of funded enrollment to children with Disabilities
- Increase Early Head Start enrollment

Education Services

Concho Valley Council of Governments
Early Head Start & Head Start
Parent, Family and Community Engagement and School Readiness Plan

PFCE/School Readiness Domain	Objective	What this looks like:
FAMILY CONNECTIONS TO PEERS AND COMMUNITY	Parents and families will form connections with peers and mentors in formal and informal social networks that are supportive and/or educational and that enhance social well-being and community life.	<ul style="list-style-type: none"> • Parents and families will connect with other parents and families to exchange knowledge and resources. • Parents and families engage in problem-solving and decision-making with staff and parents. • Parents and families will volunteer in the program or other community organizations.
FAMILIES AS ADVOCATED AND LEADERS	Families will participate in leadership development, decision-making, program policy development, or community and state organizing activities to improve children’s development and learning experiences.	<ul style="list-style-type: none"> • Parent and families will engage in leadership activities. • Parent and families will build their strength as leaders through training, parent committee, policy council, etc.
SOCIAL/EMOTIONAL	PARENT/CHILD RELATIONSHIPS: Beginning with transitions to parenthood, parents, and families develop warm relationships that nurture their child’s learning and development.	<ul style="list-style-type: none"> • Parents and families will use positive parenting practices. • Parents and families will have understanding ways to respond to children’s behavior • Parents and families will be informed of their child’s social, emotional, and cognitive development.
	Children will develop and engage in and maintain positive adult, peer relationships and interactions. Children will begin to develop and display a sense of self, competence, self-regulation, and their identity that is rooted in their family and culture.	<ul style="list-style-type: none"> • Learning skills that develop bonds between the adult and child and positive interaction with peers. • Children will have an understanding of self and their culture. • Children will be able to identify emotions and use words to express their feelings. • Children will follow simple rules, routines and directions. • Children will be able to move through transitions with minimal directions from adults.
LANGUAGE/ LITERACY	FAMILIES AS LEARNERS: Parents and families advance their own learning interest through education, training and other experiences that support their parenting, careers, and life goals.	<ul style="list-style-type: none"> • Parents and families will identify their strengths as learners. • Parents and families will enroll in courses or training programs that led toward GED, certifications and/or other degrees. • Parents and families will consider goals related to volunteer and employment options in Head Start or Early Head Start.
	Children will use receptive and expressive language for conversation and	<ul style="list-style-type: none"> • Children will comprehend increasingly complex and varied vocabulary.

	<p>communication while increasing their vocabulary.</p> <p>Children will engage with literature in developmentally appropriate ways.</p>	<ul style="list-style-type: none"> • Children will use language to express ideas and needs. • Children will identify and discriminate between words in language. • Children will use different forms of literature. • Children will experiment with writing tools and materials.
APPROACHES TO LEARNING	<p>FAMILY ENGAGEMENT IN TRANSITIONS: Parents and families will support and advocate for their children’s learning and development as they transition to new learning environments, including EHS to HS, EHS/HS to other early learning environments, and HS to Kindergarten through Elementary.</p>	<ul style="list-style-type: none"> • Parent and families will have learned about their rights under federal and state laws under the Individuals with Disabilities Education Act. • Parents and families will be able to access information about existing local parent organizations & family peer networks in order to continue engagement in new settings.
	<p>Children will demonstrate and engage in discovery and creative expression. Children will display levels of curiosity and persistence.</p>	<ul style="list-style-type: none"> • Children will ask questions and seek new information. • Children will join in cooperative play, help, share, and cooperates in a group. • Children will express themselves through creative movement and dance. • Children will use a range of media and materials to create drawings, pictures, and other objects. • Children will use creativity and imagination to portray events, characters or stories through acting and using props and language.
COGNITION AND GERNERAL KNOWLEDGE	<p>FAMILIES AS LIFELONG EDUCATORS: Parents and families observe, guide, promote, and participate in the everyday learning of their children at home, school, and in their communities.</p>	<ul style="list-style-type: none"> • Parents and families share their knowledge of their children with program and teaching staff about learning, development and program curriculum. • Parents and families will learn more about the social-emotional development of their infants and toddlers • Parents and families will gain confidence and competence in voicing, acting on, and achieving lifelong learning goal for their children.
	<p>Children will use math, science and problem-solving skills in daily situations. Children will begin to develop and demonstrate the ability to remember while using their experiences to make connections.</p>	<ul style="list-style-type: none"> • Children will understand that number represent quantities and have ordinal properties. • Children will count, match, and compare quantities. • Children will understand shapes, patterns and attributes. • Children will develop skills to observe and collect information.

		<ul style="list-style-type: none"> • Children will have an understanding of one’s relationship to the family and community and between people in the environment where they live.
PHYSICAL WELL-BEING AND MOTOR DEVELOPMENT	<p>FAMILY WELL-BEING: Parents and families are safe, healthy, and have increased financial security.</p>	<ul style="list-style-type: none"> • Parents and families will benefit from participating in different program services and/or activities. • Parents and families will have gained knowledge in: <ul style="list-style-type: none"> ➤ Safety ➤ Housing ➤ Health/Mental Health ➤ Employment/job skills ➤ Budget/finances, financial literacy
	<p>Children will develop gross motor and fine motor skills. Children will develop health and safety habits.</p>	<ul style="list-style-type: none"> • Children will be able to skip, run, throw, catch, and kick a ball. • Children will be able to hold a pencil properly, cut with scissors, and lace cards. • Children will be able to take care of personal needs such as toileting, hand washing and brushing teeth.

CVCOG Head Start and Early Head Start programs implement the Frog Street Curriculum. Frog Street’s comprehensive, dual-language Pre-K curriculum is designed to meet the needs of diverse learners while celebrating the joy of learning for each child.

The highest-rated curriculum in two recent major reviews, Frog Street Pre-K is built on proven brain research and is designed to meet the needs of all learners.

Frog Street Pre-K includes all of the components teachers need to prepare students for kindergarten such as:

Social-emotional learning using Conscious Discipline®

- Easy-to-use weekly teachers' guides
- Integrated STEAM projects
- Suite of Digital Products
- And so much more!

Transportation

CONCHO VALLEY TRANSIT DISTRICT The Concho Valley Transit District is a Concho Valley Council of Governments program. CVCOG is a voluntary association of local government comprised of 14 counties: Coke, Concho, Crockett, Edwards, Irion, Kimble, Mason, McCulloch, Menard, Reagan, Schleicher, Sterling Sutton, and Tom Green. An 18- member Executive Committee governs CVCOG. The Executive Committee includes 14 elected officials assigned by each member's county commissioner's court, one elected official assigned by the City of San Angelo, one elected official representing the San Angelo Independent School District, and two elected officials representing the State of Texas. CVTD is a political subdivision of Texas authorized by Texas Transportation Code Chapter 458. CVTD receives state funds for transit services and serves as a rural and urban transit district. The Rural Transit District (RTD) serves 12 of the counties under CVCOG, with the exception of Edwards and Mason counties. As an RTD, CVTD operates demand-response services in rural areas of Tom Green County and 11 other counties. In addition, CVTD develops a fixed schedule for each county to provide regular in/outof-county bus services. In 2006, CVTD took over responsibility from the City of San Angelo to provide public transportation for the city, thus declaring it an Urban Transit District. As a UTD, CVTD operates the fixed-route service and ADA para-transit service within the boundary of the San Angelo urbanized area. In addition, CVTD contracts with multiple non-emergency medical transportation (NEMT) service providers to help facilitate transportation services for Medicaid clients. CVTD also partners with several local agencies and organizations to provide transit services to their clients. Lastly, CVTD offers connection services for Greyhound Lines, which provides private bus service outside our region. Our goals for the

Concho Valley Transit District include increasing reliability, expanding services, improving customer service, increasing community engagement, and introducing new ridership to all divisions. With the implementation of new technologies, both our Fixed Route and our Demand Response services will soon see an increase in reliability that will benefit both our dispatchers and our external customers. Customer service will further be improved with the integration of these new technologies as well as through our efforts to hold additional public meetings throughout the fiscal year. Introducing a safety and training department will decrease accidents and operational incidents as drivers and staff will be enriched in the "safety always" culture that CVTD has grown to operate from. To obtain additional partnerships with local and region-wide organizations and better understand the community's transportation needs, CVTD will continue acting as the lead agency for the Region 10 – Regional Coordination Planning Committee and host quarterly meetings to allow this beneficial interaction. Lastly, CVTD aims to increase ridership throughout all divisions through outreach, public education, and organizational partnerships.

County	Percent Of Homes With No Vehicle	Percent Of Homes With One Vehicle	Percent Of Homes With Two Vehicles	Percent Of Homes With Three Or More Vehicles
Coke County	3.1	40.6	35.3	21.0
Concho County	3.6	28.8	47.8	19.8
Crockett County	1.8	44.8	39.6	13.8
Irion County	5.8	37.1	32.5	24.7
Kimble County	4.2	26.9	36.3	32.7
Reagan County	1.1	29.1	35.2	34.6
Schleicher County	2.8	25.3	48.9	23.0
Sutton County	3.6	24.1	45.9	26.3
Tom Green County	5.5	32.8	39.1	22.6

County	Total Homes With No Vehicles	Total Homes With One Vehicle	Total Homes With Two Vehicles	Total Homes With Three Or More Vehicles
Coke County	43	562	488	291
Concho County	29	231	384	159
Crockett County	23	581	514	179
Irion County	39	251	220	167
Kimble County	75	483	652	587
Reagan County	12	311	376	370
Schleicher County	25	223	432	203
Sutton County	41	271	516	296
Tom Green County	2,450	14,711	17,544	10,109

PARENT ENGAGEMENT

22-23 Self-Assessment Parent Survey

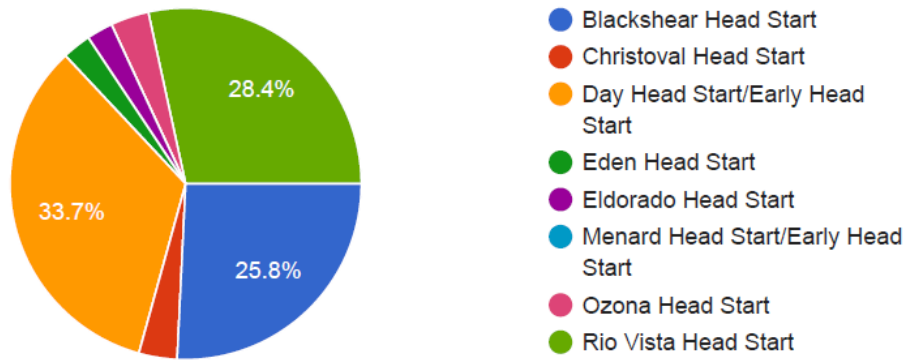
460 responses

[Publish analytics](#)

What school does your child attend?

 Copy

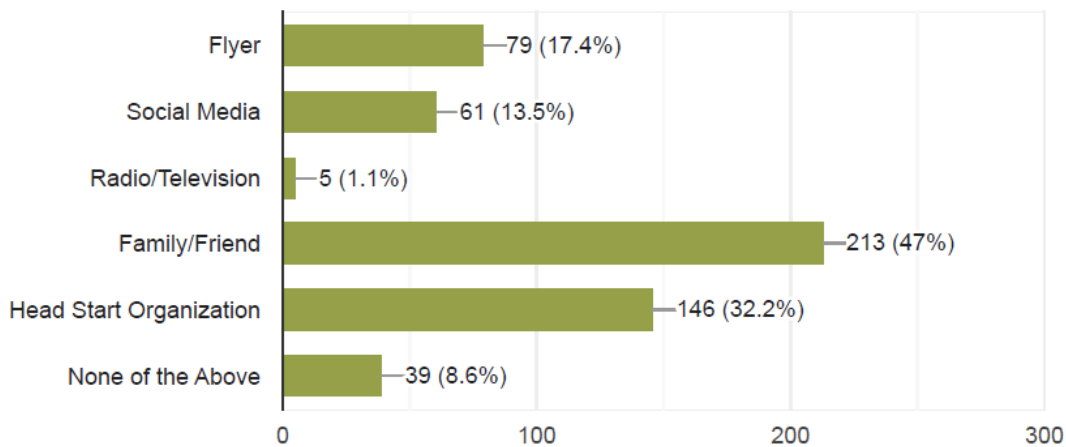
454 responses



How did you hear about our program? Please check all that apply.

 Copy

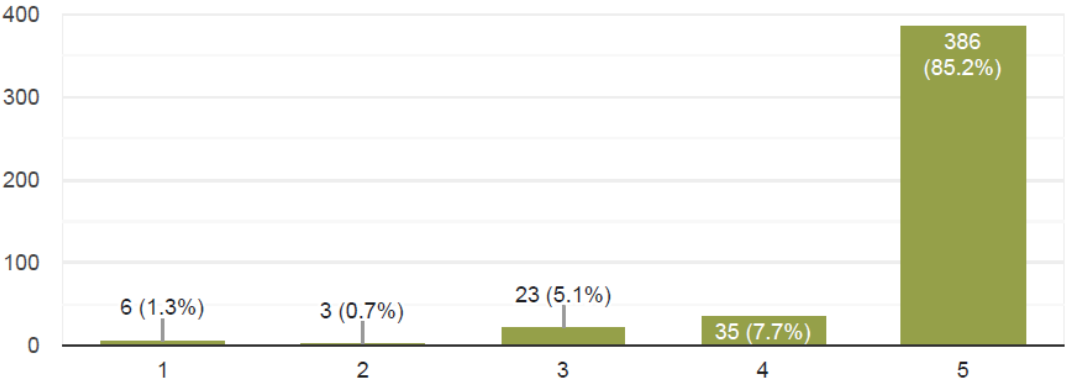
453 responses



Do you as a parent feel welcome and included in your child's Head Start program?

 Copy

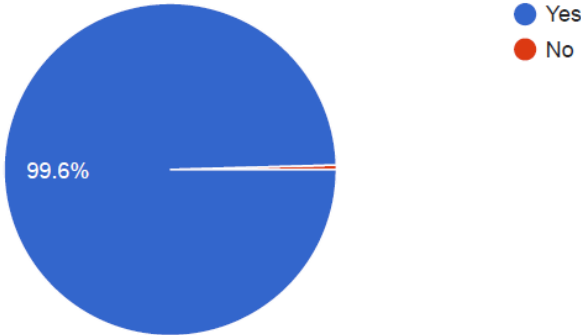
453 responses



During your enrollment process were you treated with dignity and respect?

 Copy

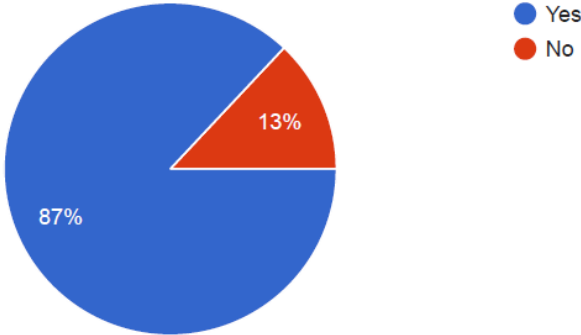
455 responses



Do you know why family income is verified in the enrollment process?

 Copy

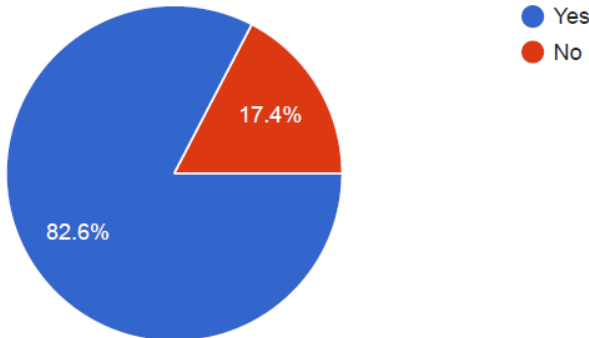
454 responses



Are you familiar with the points given to you during the Selection Criteria?

[Copy](#)

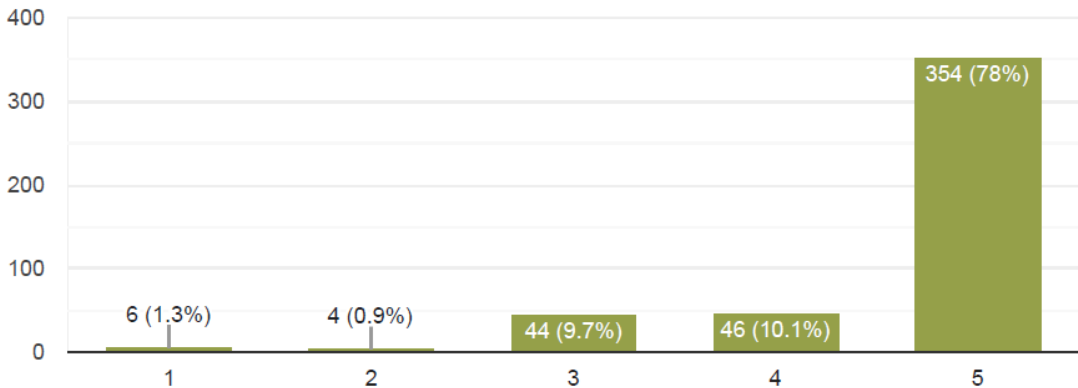
455 responses



Do you feel your Head Start celebrates the diversity of ideas and people?

[Copy](#)

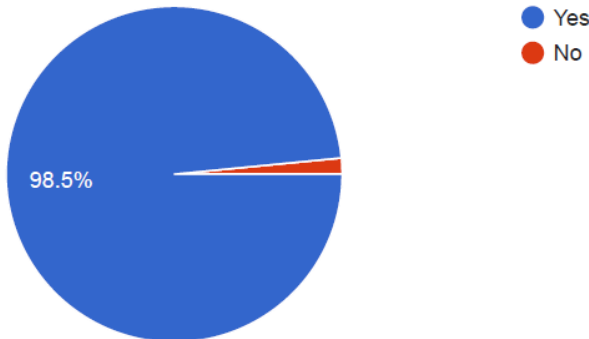
454 responses



Does your child's teacher share Developmental Screening and Assessment Data results with you?

[Copy](#)

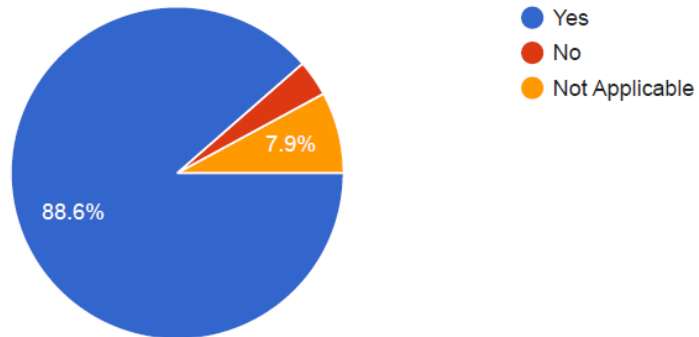
453 responses



Do you feel your child will be prepared for entering kindergarten?

 Copy

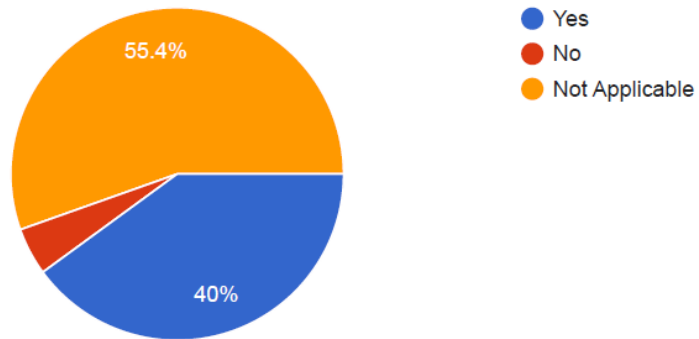
455 responses



If your child has a disability, do you feel they are included in all classroom and center activities?

 Copy

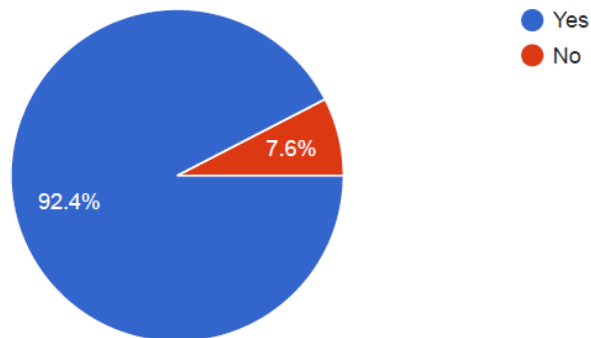
433 responses



Are you aware of the Parent Education Programs your center offers?

 Copy

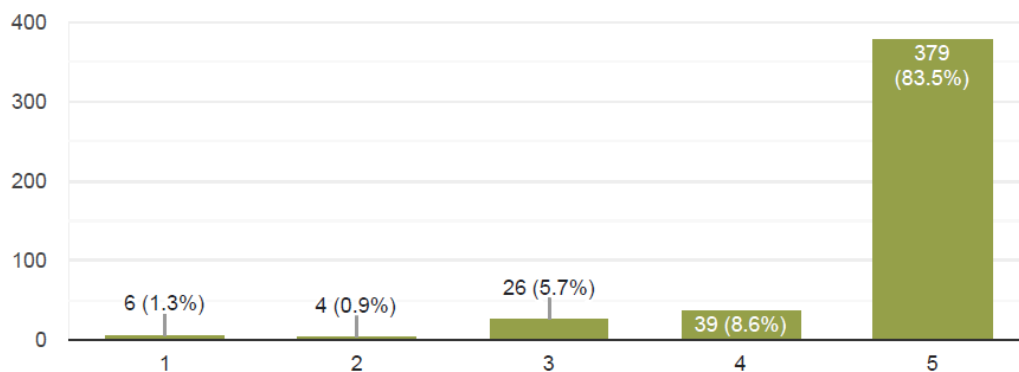
448 responses



Do you feel as a parent your child is welcomed and fully included in your Head Start program?



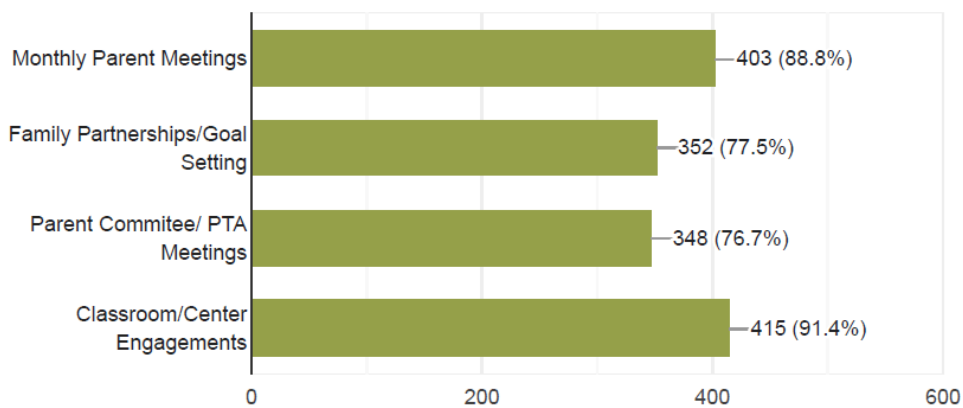
454 responses



Are you made aware of the times and dates of the following activities for your center? Please check all that apply.



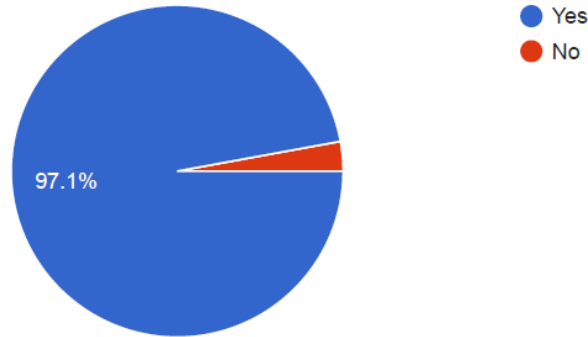
454 responses



Has your teacher, site supervisor, or family service worker given you the opportunity to volunteer at your Head Start Center?

 Copy

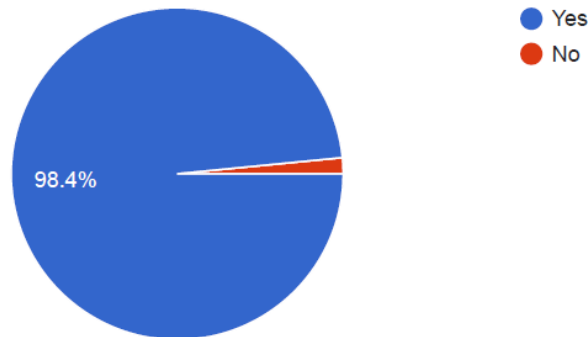
452 responses



Do you find valuable information on your classrooms parent information board?

 Copy

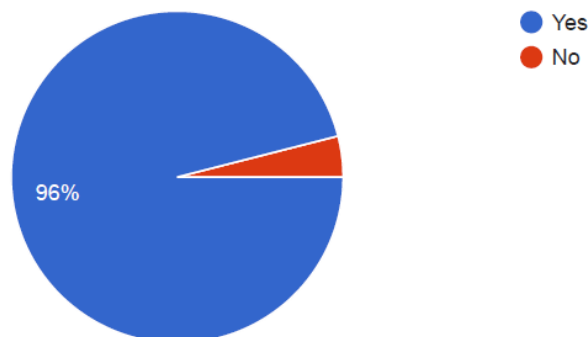
451 responses



Do you receive a monthly food menu from your school?

 Copy

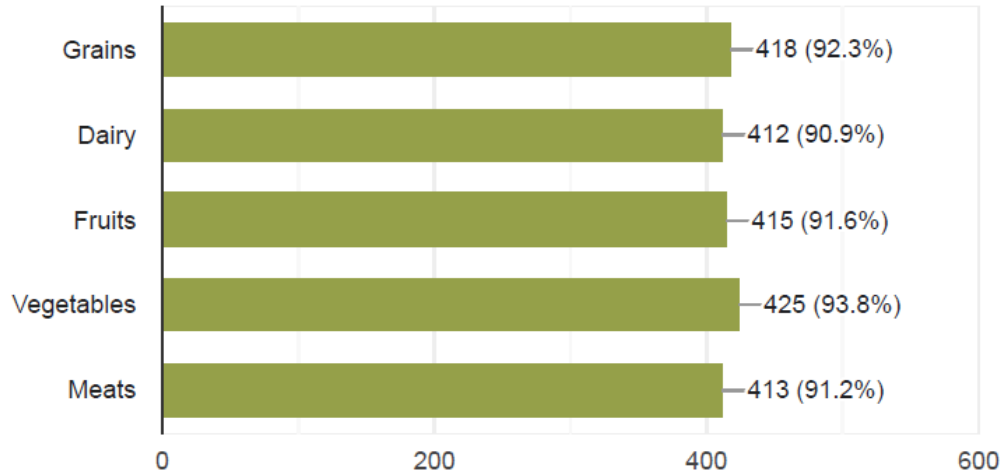
452 responses



Do you feel the food served by your Head Start center is adequate in the following food groups? Please check all that apply.



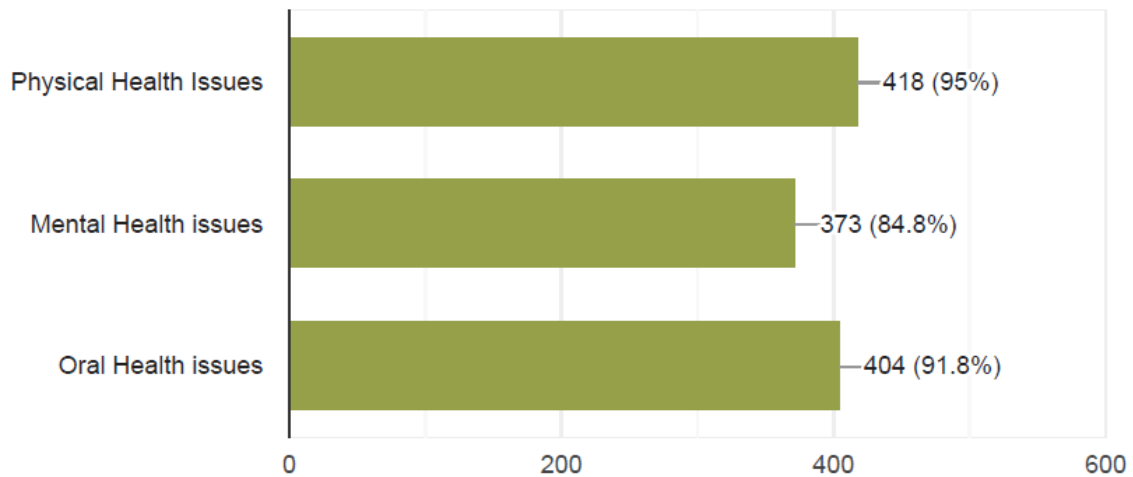
453 responses



Does the program meet your needs in the following health categories? Please check all that apply.



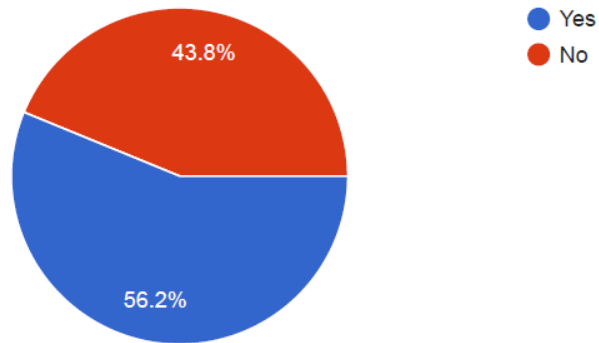
440 responses



Do you feel the program could provide more information on school exclusion infections such as fever, flu, stomach bugs, strep, and hand foot & mouth?

 Copy

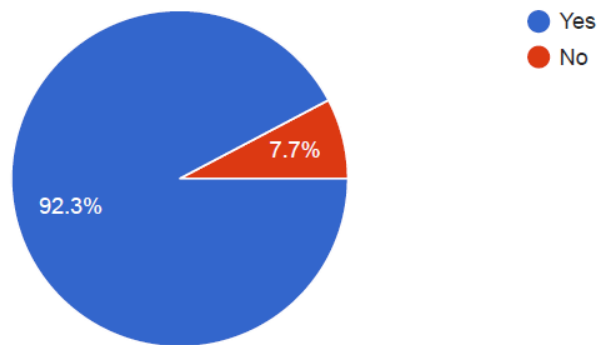
452 responses



Have you been provided information on the type of Health/Mental Health Services your child will be receiving during the school year?


 Copy


453 responses






Head Start/Early Head Start
Community Resource Book
2023-2024


Partner: 211				Contact: Sandra Villanueva Phone: 325-944-9666 Address: 5430 Link Rd. San Angelo TX, 76904 Email: Sandra.villanueva@cvcog.org	
				Notes 23-24: Services offered through 211 Texas, via phone or walk-in.	
				Description: 211 is the most comprehensive source of information about local resources and services in the country.	
X	Case Management	X	Food	X	Mental Health
X	Child Care	X	GED/ESL	X	Nutrition/Wellness
X	Family /Child Protection	X	Home Repairs/Improvement	X	On-the-Job Training
X	Clothing	X	Homelessness	X	Pregnancy
X	Counseling	X	Household Items	X	Substance Abuse Treatment
X	Crisis Intervention	X	Housing	X	Support Groups
X	Dental	X	Job Search	X	Transportation
X	Disability	X	Legal Aid	X	Utilities
X	Education (Child/Adult)	X	Literacy	X	Literacy
X	Family Planning	X	Medical		

Partner: Adult Literacy Council				Contact: Marilyn Golightly Phone: 325-657-0013 Address: PO Box 2602. San Angelo TX, 76903 Email: conchovalleylearns@gmail.com	
				Notes 23-24: She would love to help with reading in anyway by reading to classes or talk in parent meetings about GED or computer skill classes offered. Has free tutoring M-Th 8-4 or as needed.	
				Description: We offer one-on-one instruction and small group classes for ESL, GED, Citizenship, and Computer Skills	
	Case Management		Food		Mental Health
	Child Care	X	GED/ESL		Nutrition/Wellness
	Family /Child Protection		Home Repairs/Improvement		On-the-Job Training
	Clothing		Homelessness		Pregnancy
	Counseling		Household Items		Substance Abuse Treatment


	Crisis Intervention		Housing		Support Groups
	Dental		Job Search		Transportation
	Disability		Legal Aid		Utilities
X	Education (Child/Adult)		Literacy	X	Literacy
	Family Planning		Medical		

<p>Partner: Alcohol and Drug Abuse Council for the Concho Valley</p> 	<p>Contact: Ray Valdez - Phone: 325-224-3481 Address: 3553 Houston Harte San Angelo, TX 74901 Email: rayv@adaccv.org</p>
	<p>Notes 23-24: Agency is interested in being a community speaker in the classroom or at parent meetings and providing training or educational support for staff and families.</p>
	<p>Description: Provides treatment, support, and counseling for drug and alcohol abuse within the Concho Valley.</p>


	Case Management		Food		Mental Health
	Child Care		GED/ESL		Nutrition/Wellness
	Family /Child Protection		Home Repairs/Improvement		On-the-Job Training
	Clothing		Homelessness		Pregnancy
	Counseling		Household Items	X	Substance Abuse Treatment
	Crisis Intervention		Housing	X	Support Groups
	Dental		Job Search		Transportation
	Disability		Legal Aid		Utilities
X	Education (Child/Adult)		Literacy		Literacy
	Family Planning		Medical (Benefits)		

<p>Partner: Amerigroup</p> 	<p>Contact: Teresa Bentle – Community Relations Rep Phone: 325-514-2287 Address: 2505 Hwy 360 Ste 300 Grand Prairie TX 75050 Email: teresa.bentle@Amerigroup.com</p>
	<p>Notes 23-24: Can educate and speak to parents about Medicaid enrollment and plans</p>

				Description: A health insurance partner that offers Medicare and Medicaid coverage.
	Case Management		Food	Mental Health
	Child Care		GED/ESL	Nutrition/Wellness
	Family /Child Protection		Home Repairs/Improvement	On-the-Job Training
	Clothing		Homelessness	Pregnancy
	Counseling		Household Items	Substance Abuse Treatment
	Crisis Intervention		Housing	Support Groups
	Dental		Job Search	Transportation
	Disability		Legal Aid	Utilities
X	Education (Child/Adult)		Literacy	Literacy
	Family Planning	X	Medical (Benefits)	

Partner: Area Agency on Aging/CVCOG 211				Contact: Sandra Villanueva Phone: 325-944-9666 Address: 5430 Link Rd. San Angelo TX, 76904 Email: Sandra.villanueva@cvcog.org
				Notes 23-24: Services are for parents or grandparents at 60 years of age or older.
				Description: AAACV services are geared towards seniors and/or their informal caregivers. Services offered include: benefits counseling, care coordination, caregiver coordination, evidence-based intervention services, ombudsman. Services based on eligibility: health maintenance, income support, respite, and in-home services.
X	Case Management		Food	Mental Health
	Child Care		GED/ESL	Nutrition/Wellness
	Family /Child Protection	X	Home Repairs/Improvement	On-the-Job Training
	Clothing		Homelessness	Pregnancy
	Counseling		Household Items	Substance Abuse Treatment
	Crisis Intervention	X	Housing	X Support Groups
	Dental		Job Search	Transportation
X	Disability	X	Legal Aid	X Utilities
	Education (Child/Adult)		Literacy	Literacy
X	Family Planning		Medical	

Partner: BlueSprigs Pediatrics



CHANGING THE WORLD FOR CHILDREN WITH AUTISM™


Contact: Staci Martinez
 Phone: 325-939-2650
 Address: 4151 N Bentwood Dr. San Angelo, TX 76904
 Email: smartinez@bluesprigpediatrics.com

Notes 23-24: Medicaid approved

Description: Focus on the quality of services offered to children with autism.

X	Case Management		Food	X	Mental Health
	Child Care		GED/ESL		Nutrition/Wellness
	Family /Child Protection		Home Repairs/Improvement		On-the-Job Training
	Clothing		Homelessness		Pregnancy
	Counseling		Household Items		Substance Abuse Treatment
	Crisis Intervention		Housing	X	Support Groups
	Dental		Job Search		Transportation
	Disability		Legal Aid		Utilities
X	Education (Child/Adult)		Literacy		
	Family Planning		Medical		

Partner: Child Protect Services



TEXAS
 Department
 of Family and
 Protective Services

Contact: DFPS Hotline Texas to Report Abuse or Neglect
 Phone: 1-800-252-5400
 Address:
 Email:


Second contact:

Notes 23-24: Please contact Stacy Walker your FAMCO Manager for any questions or contact information within DFPS.


Description:

	Case Management		Food		Mental Health
	Child Care		GED/ESL		Nutrition/Wellness
X	Family /Child Protection		Home Repairs/Improvement		On-the-Job Training
	Clothing		Homelessness		Pregnancy
	Counseling		Household Items		Substance Abuse Treatment
	Crisis Intervention		Housing		Support Groups
	Dental		Job Search		Transportation
	Disability		Legal Aid		Utilities
	Education (Child/Adult)		Literacy		


	Family Planning		Medical		
--	-----------------	--	---------	--	--

Partner: Children's Advocacy Center					
		Contact: Trey Oglesby Phone: 325-653-4673 Address: 317 Koberlin San Angelo, TX 76903 Email: toglesby@cacgreaterwtx.org Second contact: Michael Cuellar – Education mcuellar@cacgreaterwtx.org			
		Notes 23-24: CAC homes a Junior League Facility which can provide immediate services within a day. Contact Stacy if services are needed.			
		Description: Provides the Parents as teachers program and provide a safe atmosphere for children and coordinate the investigations, treatment, and prosecution of child abuse cases.			


X	Case Management		Food		Mental Health
	Child Care		GED/ESL		Nutrition/Wellness
	Family /Child Protection		Home Repairs/Improvement		On-the-Job Training
	Clothing		Homelessness		Pregnancy
X	Counseling		Household Items		Substance Abuse Treatment
	Crisis Intervention		Housing	X	Support Groups
	Dental		Job Search		Transportation
	Disability		Legal Aid		Utilities
X	Education (Child/Adult)		Literacy		
	Family Planning		Medical		

Partner: Christians in Action					
		Contact: Diane Alcala – Executive Director Phone: 325-655-5127 Address: 1505 S Chadbourne San Angelo, TX 76903 Email: diane@christiansinaction.us Additional Contacts: Karina Sanchez Benevolence Coordinator karina@christiansinaction.us / Anna Ledesma Bookkeeper anna@christiansinaction.us			
		Notes 23-24: New benevolence coordinator Amaro Ibarra - amparo@christiansinaction.us			
		Description: Christians in Action is the largest thrift store in Texas, serving since 1982! We serve the Concho Valley through donations. Our mission: To be a reflection of Christ in an outreach ministry to aid those who are in financial, physical, and spiritual need.			


	Case Management		Food		Mental Health
	Child Care		GED/ESL		Nutrition/Wellness
	Family /Child Protection		Home Repairs/Improvement		On-the-Job Training
X	Clothing		Homelessness		Pregnancy
	Counseling	X	Household Items		Substance Abuse Treatment
	Crisis Intervention		Housing		Support Groups
	Dental		Job Search		Transportation
	Disability		Legal Aid	X	Utilities (Electric, Gas, Water, & Propane)
	Education (Child/Adult)		Literacy		
	Family Planning		Medical		

Partner: City of San Angelo Recreational Dept 	Contact: John Henry Perez – Assistant Rec Manager Phone: 325-262-0659 Address: 2750 Ben Ficklin Rd San Angelo TX, 76903 Email: john.perez@cosatx.us
	Notes 23-24: Call for Keys and Contact FAMCO manager
	Description: Emergency Evacuation for Rio Vista


	Case Management		Food		Mental Health
	Child Care		GED/ESL		Nutrition/Wellness
	Family /Child Protection		Home Repairs/Improvement		On-the-Job Training
	Clothing		Homelessness		Pregnancy
	Counseling		Household Items		Substance Abuse Treatment
	Crisis Intervention		Housing		Support Groups
	Dental		Job Search		Transportation
	Disability		Legal Aid		Utilities (Electric, Gas, Water, & Propane)
	Education (Child/Adult)		Literacy	X	Evac Site
	Family Planning		Medical		

Partner: Concho Valley Community Action Center 	Contact: Tracey Dishon – Program Director Phone: 325-653-2411 Address: 36 E Twohig San Angelo TX, 76903 Email: tdishon@cvcaa.org
---	--

				Notes 23-24: Have new flyers. Weatherization and Energy Efficiency Programs, Tablet program with internet to qualified households, food/gas/bus passes with qualifications.
				Description: Provide housing and utility assistance, weatherization, case management, and free tax assistance.
X	Case Management	X	Food	Mental Health
	Child Care		GED/ESL	Nutrition/Wellness
	Family /Child Protection		Home Repairs/Improvement	On-the-Job Training
	Clothing	X	Homelessness	Pregnancy
	Counseling		Household Items	Substance Abuse Treatment
	Crisis Intervention	X	Housing	Support Groups
	Dental		Job Search	Transportation
	Disability		Legal Aid	X Utilities (Electric, Gas, Water, & Propane)
	Education (Child/Adult)		Literacy	
	Family Planning		Medical	

Partner: Concho Valley Homeless Planning Coalition				Contact: Stephanie Hamby – Executive Director Phone: 325-656-6700 Address: 1404 S. Oakes St. San Angelo TX, 76903 Email: stephanie.hamby@galileecde.org
				Notes 23-24: They are providing free financial classes and can do them one on one. Would also love to come and speak at parent meetings.
				Description: Homeless Coalition works together to more effectively help people experiencing homelessness become self-sufficient.
	Case Management		Food	Mental Health
	Child Care		GED/ESL	Nutrition/Wellness
	Family /Child Protection		Home Repairs/Improvement	On-the-Job Training
	Clothing	X	Homelessness	Pregnancy
	Counseling		Household Items	Substance Abuse Treatment
	Crisis Intervention		Housing	Support Groups
	Dental		Job Search	Transportation
	Disability		Legal Aid	Utilities
	Education (Child/Adult)		Literacy	
	Family Planning		Medical	

Partner: Concho Valley Regional Food Bank



Contact: Lee Pipkin-Executive Director
 Phone: 325-655-3231
 Address: PO Box 1207 San Angelo, TX 76902
 Email: lpipkin@conchovalleyfoodbank.org

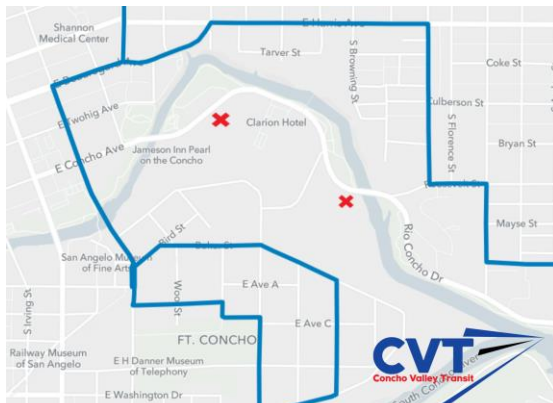
[Additional Contact: Andrea Eaton aeaton@conchovalleyfoodbank.org](mailto:aeaton@conchovalleyfoodbank.org)
[Cassandra McCullough 325-234-8559](tel:325-234-8559)

Notes 23-24: All upcoming events can be located on the website.

Description: To feed the hungry by soliciting, inspecting, warehousing and distributing purchased, donated and salvaged grocery product to non-profit agencies and churches for their clients in the Concho Valley.

	Case Management	X	Food		Mental Health
	Child Care		GED/ESL		Nutrition/Wellness
	Family /Child Protection		Home Repairs/Improvement		On-the-Job Training
	Clothing		Homelessness		Pregnancy
	Counseling		Household Items		Substance Abuse Treatment
	Crisis Intervention		Housing		Support Groups
	Dental		Job Search		Transportation
	Disability		Legal Aid		Utilities
	Education (Child/Adult)		Literacy		
	Family Planning		Medical		

Partner: Concho Valley Transit



Contact: Ryan Herrera Assistant Director
 Phone: 325-947-8729
 Address: 510 N. Chadbourne St San Angelo, TX 76903
 Email: ryan.herrera@cvcog.org


[Additional contact: Aspen Robert aspen.robert@cvcog.org](mailto:aspen.robert@cvcog.org)

Notes 23-24:


Description: Concho Valley Transit District is the public transportation provider for the City of San Angelo and surrounding areas.

	Case Management		Food		Mental Health
	Child Care		GED/ESL		Nutrition/Wellness
	Family /Child Protection		Home Repairs/Improvement		On-the-Job Training
	Clothing		Homelessness		Pregnancy
	Counseling		Household Items		Substance Abuse Treatment


	Crisis Intervention		Housing		Support Groups
	Dental		Job Search	X	Transportation
	Disability		Legal Aid		Utilities
	Education (Child/Adult)		Literacy		Literacy
	Family Planning		Medical		


	Partner: Concho Valley Workforce Development Board	Contact: Yolanda Sanchez – Executive Director Phone: 325-655-2005 Address: 36 E Twohig San Angelo, TX 76901 Email: ysanchez@cwworkforce.org
		Notes 23-24: Would love to come and speak at parent meetings about their services.
		Description: Concho Valley Workforce Solutions is a certified, full-service center that has integrated service functions to aid job seekers and employers in all aspects of employment and trainings.


	Case Management		Food		Mental Health
X	Child Care		GED/ESL		Nutrition/Wellness
	Family /Child Protection		Home Repairs/Improvement	X	On-the-Job Training
	Clothing		Homelessness		Pregnancy
	Counseling		Household Items		Substance Abuse Treatment
	Crisis Intervention		Housing		Support Groups
	Dental	X	Job Search	X	Transportation
	Disability		Legal Aid		Utilities
X	Education (Child/Adult)		Literacy		
	Family Planning		Medical		

	Partner: Family Shelter	Contact: Carol Salazar – Facility Director Phone: 655-5774 Address: PO Box 5018 San Angelo, TX 76901 Email: salazarc826@gmail.com
		*Second Contact Jennifer Porras -Children’s Advocate 325-658-8631 tomas.sosa@icdbridges.org
		Notes 23-24: Would love to come and speak at our parent meetings or help to train staff.

			Description: Family Violence Emergency Shelter and Self-Sufficiency Extended Stay Apartments for Victims of Family Violence		
X	Case Management	X	Food		Mental Health
	Child Care		GED/ESL		Nutrition/Wellness
	Family /Child Protection		Home Repairs/Improvement		On-the-Job Training
X	Clothing		Homelessness		Pregnancy
X	Counseling		Household Items		Substance Abuse Treatment
X	Crisis Intervention		Housing	X	Support Groups
	Dental		Job Search	X	Transportation
	Disability	X	Legal Aid		Utilities
X	Education (Child/Adult)		Literacy		
	Family Planning		Medical		

Partner: First Care Health Plans			Contact: Teresa Cortez – Medicaid Outreach Specialist Phone: 806-784-4488 Address: 7005 Salem Park Dr. Suite 100 Lubbock, TX 79424 Email: Teresa.cortez@bswhealth.org		
			Notes 23-24: Keep in mind for parent meeting presentations		
			Description: Provides access to high-quality, affordable health care for our customers, through strong partnerships in the communities we serve. Medicaid Provider		
X	Case Management		Food	X	Mental Health
	Child Care		GED/ESL		Nutrition/Wellness
	Family /Child Protection		Home Repairs/Improvement		On-the-Job Training
	Clothing		Homelessness	X	Pregnancy
X	Counseling		Household Items		Substance Abuse Treatment
	Crisis Intervention		Housing		Support Groups
	Dental		Job Search	X	Transportation
	Disability		Legal Aid		Utilities
	Education (Child/Adult)		Literacy		Literacy
	Family Planning	X	Medical		


Partner: Foster Grandparent Program		Contact: Clementine Urista – Program Manager Phone: 325-944-9666 Address: 5430 Link Rd. San Angelo, TX 76904 Email: clementine.urista@cvcog.org			
		Notes 23-24:			
		Description: Foster Grandparent volunteers are adults 55 and older who provide one-on-one emotional support, mentoring and tutoring to children.			
	Case Management		Food		Mental Health
	Child Care		GED/ESL		Nutrition/Wellness
	Family /Child Protection		Home Repairs/Improvement		On-the-Job Training
	Clothing		Homelessness		Pregnancy
	Counseling		Household Items		Substance Abuse Treatment
	Crisis Intervention		Housing		Support Groups
	Dental		Job Search		Transportation
	Disability		Legal Aid		Utilities
X	Education (Child/Adult)		Literacy		
	Family Planning		Medical		

Partner: Galilee CDC		Contact: Stephanie Hamby – Executive Director Phone: 325-656-6700 Address: 39 Buick St. San Angelo TX, 76903 Email: stephanie.hamby@galileecdc.org			
		Notes 23-24: New hours of operation Mon-Thu 9-4/Fri 9-12. They are providing free financial classes and can do them one on one. Would also love to come and speak at parent meetings			
		Description: Galilee provides affordable housing in the Concho Valley for workforce families.			
	Case Management		Food		Mental Health
	Child Care		GED/ESL		Nutrition/Wellness
	Family /Child Protection	X	Home Repairs/Improvement		On-the-Job Training
	Clothing		Homelessness		Pregnancy
	Counseling		Household Items		Substance Abuse Treatment
	Crisis Intervention	X	Housing		Support Groups
	Dental		Job Search		Transportation

	Disability		Legal Aid		Utilities
X	Education (Child/Adult)		Literacy		
	Family Planning		Medical		


<p>Partner: Goodwill West Texas Career Center</p> 	<p>Contact: Danielle Robertson – Sr Dir of Mission Services Phone: 325-676-7925 Address: 2200 North First St. Abilene, TX 79603 Email: danielle@goodwillwtx.org</p>
	<p>Notes 23-24: No new services</p>
	<p>Description: Offers free one-on-one services and training to help individuals in our community reach their employment goals.</p>

	Case Management		Food		Mental Health
	Child Care		GED/ESL		Nutrition/Wellness
	Family /Child Protection		Home Repairs/Improvement	X	On-the-Job Training
	Clothing		Homelessness		Pregnancy
	Counseling		Household Items		Substance Abuse Treatment
	Crisis Intervention	X	Housing (RENT, Deposits)		Support Groups
	Dental	X	Job Search		Transportation
	Disability		Legal Aid	X	Utilities (Deposits)
	Education (Child/Adult)		Literacy		
	Family Planning		Medical		


<p>Partner: Habitat for Humanity</p> 	<p>Contact: Pam Hammer – Executive Director Phone: 325-655-7535 Address: 401 N. Chadbourne San Angelo, TX 76903 Email: havbitatsanangeloel@gmail.com</p>
	<p>Notes 23-24: Will restore and most building material sold at a low price such as toilets, sinks cabinets etc...</p>
	<p>Description: <i>Habitat for Humanity</i> is a nonprofit organization that helps people in your community and around the world build or improve a place they can call home.</p>

	Case Management		Food		Mental Health
--	-----------------	--	------	--	---------------


	Child Care		GED/ESL		Nutrition/Wellness
	Family /Child Protection		Home Repairs/Improvement		On-the-Job Training
	Clothing		Homelessness		Pregnancy
	Counseling		Household Items		Substance Abuse Treatment
	Crisis Intervention	X	Housing		Support Groups
	Dental		Job Search		Transportation
	Disability		Legal Aid		Utilities
	Education (Child/Adult)		Literacy		
	Family Planning		Medical		


Partner: House of Faith 	Contact: Melanie Love Phone: 325-486-8637 Address: 321 Montecito Dr San Angelo, TX, 76903 Email: melanie@hofministries.org
	Notes 23-24: Go to hofministries.org for current program information
	Description: After school, faith-based program for PK-12 th grade.


	Case Management		Food		Mental Health
X	Child Care		GED/ESL		Nutrition/Wellness
	Family /Child Protection		Home Repairs/Improvement		On-the-Job Training
	Clothing		Homelessness		Pregnancy
	Counseling		Household Items		Substance Abuse Treatment
	Crisis Intervention		Housing		Support Groups
	Dental		Job Search		Transportation
	Disability		Legal Aid		Utilities
	Education (Child/Adult)		Literacy		
	Family Planning		Medical		

Partner: Housing Authority of San Angelo 	Contact: Amanda Cruz – Deputy Director Phone: 325-486-3380 Address: 420 E. 28 th St. San Angelo, TX 76903 Email: acruz@sanangelopha.com
	Notes 23-24: Are open to speaking at parent meeting or assisting with educational support for staff and families.

			Description: Provide quality affordable housing to income eligible families while offering opportunities to achieve self-sufficiency and economic independence.	
X	Case Management		Food	Mental Health
	Child Care		GED/ESL	Nutrition/Wellness
	Family /Child Protection		Home Repairs/Improvement	On-the-Job Training
	Clothing		Homelessness	Pregnancy
	Counseling	X	Household Items	Substance Abuse Treatment
	Crisis Intervention	X	Housing	Support Groups
	Dental		Job Search	Transportation
	Disability		Legal Aid	Utilities
	Education (Child/Adult)		Literacy	
	Family Planning		Medical	

Partner: Howard College			Contact: Jackie Dowell – Dir of Adult Ed & Literacy Phone: 325-481-8300 Address: 3501N US Hwy 67 San Angelo, TX 76905 Email: jdowell@howardcollege.edu	
			Notes 23-24:	
			Description: Two-year community college offering programs of study in continuing education and workforce training.	
	Case Management		Food	Mental Health
	Child Care	X	GED/ESL	Nutrition/Wellness
	Family /Child Protection		Home Repairs/Improvement	On-the-Job Training
	Clothing		Homelessness	Pregnancy
	Counseling		Household Items	Substance Abuse Treatment
	Crisis Intervention		Housing	Support Groups
	Dental		Job Search	Transportation
	Disability		Legal Aid	Utilities
X	Education (Child/Adult)		Literacy	X Literacy
	Family Planning		Medical	


Partner: Junior League of San Angelo				Contact: Jill Nagel- Office Manager Phone: 325-655-9866 Address: PO Box 3033 San Angelo, TX 76902 Email: office@sajuniorleague.com	
				Notes 23-24: No Changes	
				Description: Provide clothing and diapers requested through Stacy.	
	Case Management		Food		Mental Health
	Child Care		GED/ESL		Nutrition/Wellness
	Family /Child Protection		Home Repairs/Improvement		On-the-Job Training
X	Clothing		Homelessness		Pregnancy
	Counseling		Household Items		Substance Abuse Treatment
	Crisis Intervention		Housing		Support Groups
	Dental		Job Search		Transportation
	Disability		Legal Aid		Utilities
	Education (Child/Adult)		Literacy		
	Family Planning		Medical		

Partner: Joy School				Contact: Liz Waddell - Director Phone: 325-947-1638 Address: 6002 Knickerbocker San Angelo, TX 76904 Email: joyschool@gmbc.org	
				Additional Contact: Jaci Bellamare – Assistant Director	
				Notes 23-24:	
				Description: Joy School is a private KDO, Pre-School, and Kindergarten.	
	Case Management		Food		Mental Health
X	Child Care		GED/ESL		Nutrition/Wellness
	Family /Child Protection		Home Repairs/Improvement		On-the-Job Training
	Clothing		Homelessness		Pregnancy
	Counseling		Household Items		Substance Abuse Treatment
	Crisis Intervention		Housing		Support Groups
	Dental		Job Search		Transportation
	Disability		Legal Aid		Utilities


	Education (Child/Adult)		Literacy		
	Family Planning		Medical		

Partner: Kids Care 	Contact: Karli Powers – Lead PT Phone: 325-656-3312 Address: 14651 Dallas Pkwy Ste 200 Dallas TX 75254 Email: kpowers@kidscarehh.com
	Notes 23-24:
	Description: Offering occupational, speech, and physical therapy in office and of campus with HS administrative approval.


	Case Management		Food		Mental Health
	Child Care		GED/ESL		Nutrition/Wellness
	Family /Child Protection		Home Repairs/Improvement		On-the-Job Training
	Clothing		Homelessness		Pregnancy
	Counseling		Household Items		Substance Abuse Treatment
	Crisis Intervention		Housing		Support Groups
	Dental		Job Search		Transportation
	Disability		Legal Aid		Utilities
	Education (Child/Adult)		Literacy		
	Family Planning	X	Medical		

Partner: La Esperanza 	Contact: Dean Munn - CEO Phone: 325-947-5601 Address: 2029 W. Beauregard Ave San Angelo, TX 76903 Email: Additional Contact:
	Notes 23-24: Will attend meeting and set up displays to talk about clinic services <ul style="list-style-type: none"> Evacuation center for Day HS/EHS
	Description: Our mission is to provide quality primary and preventative health and dental care services to all people, particularly the medically underserved of San Angelo and the Concho Valley


	Case Management		Food		Mental Health
	Child Care		GED/ESL	X	Nutrition/Wellness
	Family /Child Protection		Home Repairs/Improvement		On-the-Job Training
	Clothing		Homelessness		Pregnancy
	Counseling		Household Items		Substance Abuse Treatment
	Crisis Intervention		Housing		Support Groups
X	Dental		Job Search		Transportation
	Disability		Legal Aid		Utilities
	Education (Child/Adult)		Literacy	X	Evacuation Site
	Family Planning		Medical		


 <p>Partner: Legal Aid of North West Texas</p> <p>Legal Aid of North West Texas</p>	<p>Contact: James A Casillas – EIVP Coordinator Phone: 325-399-9077 Address: 17 S Chadbourne St. #403 San Angelo, TX, 76903 Email: casillasj@lanwt.org</p>
	<p>Notes 23-24: Would like to speak at parent meeting of services offered.</p>
	<p>Description: A nonprofit organization that provides free civil legal help to low-income residents by providing free civil legal help through representation and advocacy that meets our mission of ensuring equal access to justice.</p>

	Case Management		Food		Mental Health
	Child Care		GED/ESL		Nutrition/Wellness
	Family /Child Protection		Home Repairs/Improvement		On-the-Job Training
	Clothing		Homelessness		Pregnancy
	Counseling		Household Items		Substance Abuse Treatment
	Crisis Intervention		Housing		Support Groups
	Dental		Job Search		Transportation
	Disability	X	Legal Aid		Utilities
	Education (Child/Adult)		Literacy		
	Family Planning		Medical		

 <p>Partner: Linda Casita Childcare</p>	<p>Contact: Linda Casita Phone: 325-245-8267 Address: 301 East 39th San Angelo, TX 76903 Email: lmartinex7271@gmail.com</p>
	<p>Notes 23-24: Program is enrolled in the CCS program.</p>


			Description: Childcare program offering the following Monday-Friday 7am-6pm Full-time: 18 months-4yrs \$150 weekly = \$30 per day Part-time: School Age 5 yrs-11 yrs \$75 weekly = \$30 per day All Payments in advance
	Case Management		Food
X	Child Care		GED/ESL
	Family /Child Protection		Home Repairs/Improvement
	Clothing		Homelessness
	Counseling		Household Items
	Crisis Intervention		Housing
	Dental		Job Search
	Disability		Legal Aid
	Education (Child/Adult)		Literacy
	Family Planning		Medical
			Mental Health
			Nutrition/Wellness
			On-the-Job Training
			Pregnancy
			Substance Abuse Treatment
			Support Groups
			Transportation
			Utilities


Partner: Maximus				Contact: Catherine Briseno – Outreach Counselor Phone: 325-227-0442 Address: 4601 S. 1 st St Abilene, TX 79605 Email: catherinebriseno@maximus.com
		Notes 23-24: STAR Program and Texas Health Steps education and assistance with health plan enrollment and information.		
		Description: Provides access to high-quality, affordable health care for our customers, through strong partnerships in the communities we serve. Medicaid Provider		
	Case Management		Food	
	Child Care		GED/ESL	
	Family /Child Protection		Home Repairs/Improvement	
	Clothing		Homelessness	
	Counseling		Household Items	
	Crisis Intervention		Housing	
	Dental		Job Search	
	Disability		Legal Aid	
X	Education (Child/Adult)		Literacy	
	Family Planning	X	Medical (Insurance/Benefits)	
			Mental Health	
			Nutrition/Wellness	
			On-the-Job Training	
			Pregnancy	
			Substance Abuse Treatment	
			Support Groups	
			Transportation	
			Utilities	

Partner: Methodist Healthcare Ministries		Contact: Karen Green – Wesley Nurse Phone: 325- 653-9391 Address: 301 w. 18 th St San Angelo, TX 76903 Email: kgreen@mhmc.org			
 <p>Methodist Healthcare Ministries OF SOUTH TEXAS, INC. <i>"Serving Humanity to Honor God"</i></p>		Notes 23-24: New Partnership			
		Description: Wesley Nurse will educate, do referrals, and facilitation of resources for families enrolled.			
	Case Management		Food		Mental Health
	Child Care		GED/ESL	X	Nutrition/Wellness
	Family /Child Protection		Home Repairs/Improvement		On-the-Job Training
	Clothing		Homelessness		Pregnancy
	Counseling		Household Items		Substance Abuse Treatment
	Crisis Intervention		Housing	X	Support Groups
	Dental		Job Search		Transportation
	Disability		Legal Aid		Utilities
X	Education (Child/Adult)		Literacy		
	Family Planning		Medical		


Partner: MHMR Contact Stacy for Services		Contact: Gregory Rowe - CEO Phone: 325-658-7750 Address: 1501 West Beauregard San Angelo, TX 76901 Email: growe@mhmc.org			
 <p>MHMR Services for the Concho Valley <i>"Working Together to Help People Help Themselves"</i></p>		Additional Contact: Alysa Spence aspence@mhmc.org			
		Notes 22-23: MHMR is offering free to parents and children free first aid mental health classes please contact Stacy if you have a family that is interested.			
Description: MHMR Concho Valley offers an array of services and supports which respond to the needs of people with mental illness, intellectual and developmental disabilities, autism, and substance use disorders, enabling them to make choices that result in lives of dignity and increased independence.					
X	Case Management		Food	X	Mental Health
	Child Care		GED/ESL		Nutrition/Wellness

	Family /Child Protection		Home Repairs/Improvement		On-the-Job Training
	Clothing	X	Homelessness		Pregnancy
X	Counseling		Household Items	X	Substance Abuse Treatment
X	Crisis Intervention	X	Housing	X	Support Groups
	Dental	X	Job Search		Transportation
X	Disability		Legal Aid		Utilities
	Education (Child/Adult)		Literacy		Literacy
	Family Planning		Medical (Insurance/Benefits)		


Partner: Open Arms				Contact: D'Lyn Cup Phone: 325-655-2000 Address: 113 N. Harrison St TX 79601 Email: dculp@openarmscv.org	
				Notes 23-24: Changes in new Director listed above	
				Description: We are proud to offer our victim services, education and LGBT + support to the 170,000 residents of Tom Green County and its ten surrounding counties.	
X	Case Management		Food	X	Mental Health
	Child Care		GED/ESL		Nutrition/Wellness
	Family /Child Protection		Home Repairs/Improvement		On-the-Job Training
	Clothing		Homelessness		Pregnancy
X	Counseling		Household Items		Substance Abuse Treatment
X	Crisis Intervention		Housing	X	Support Groups
	Dental		Job Search		Transportation
	Disability		Legal Aid		Utilities
X	Education (Child/Adult)		Literacy		Literacy
	Family Planning		Medical		

Partner: Pregnancy Help Center of Concho Valley				Contact: Sandra Franke – Executive Director Phone: 325-944-1515 Address: 2525 Sherwood Way San Angelo, TX 76901 Email: sandra@phccv.org	
				Additional Contact:	
				Notes 23-24: Provide STD testing and treatment. Provide treatment for some and refer out if they don't. Flyers and class schedules are available for pick up to share with families.	

			Description: Pregnancy testing and verification with ultrasound. Baby and maternity clothing, blankets, bottles available. Prenatal parenting and life skills classes with post pregnancy loss support and all services free confidential and non-judgmental.		
	Case Management		Food	X	Mental Health
	Child Care		GED/ESL		Nutrition/Wellness
	Family /Child Protection		Home Repairs/Improvement		On-the-Job Training
	Clothing		Homelessness	X	Pregnancy
X	Counseling	X	Household Items		Substance Abuse Treatment
X	Crisis Intervention		Housing	X	Support Groups
	Dental		Job Search		Transportation
	Disability		Legal Aid		Utilities
X	Education (Child/Adult)		Literacy		Literacy
X	Family Planning	X	Medical		

Partner: Project Dignidad						Contact: Gloria Holguin - Director Phone: 325-777-1304 Address: 313 W. Ave I San Angelo, TX 76903 Email: project.dignidad@yahoo.com Additional Contact: Lisa White		
			Notes 23-24: Help with some medications non-narcotics every 3 months, \$100 on one utility bill once every 6 months when funds available. August, they do kids back to school shoe vouchers for 3yrs to 18yrs (first come first serve)					
			Description: An ecumenical ministry providing food and clothing to individuals and families in emergency situations since 1976. Can also help with emergency medications and assist with utility bills on a limited basis.					
	Case Management	X	Food (Every 30 Days)		Mental Health			
	Child Care		GED/ESL		Nutrition/Wellness			
	Family /Child Protection		Home Repairs/Improvement		On-the-Job Training			
X	Clothing (Every 30 Days)		Homelessness		Pregnancy			
	Counseling		Household Items		Substance Abuse Treatment			
	Crisis Intervention		Housing		Support Groups			
	Dental		Job Search		Transportation			
	Disability		Legal Aid	X	Utilities (Every 6 Months)			
	Education (Child/Adult)		Literacy		Literacy			
	Family Planning		Medical					

Partner: Rust Street Ministries



Contact: David Ingram - Director
 Phone: 325-456-1004
 Address: 803 Rust Street San Angelo, TX 76903
 Email: david@jsc.org


Additional Contact: Rhonda Glover rhonda@jsc.org 325-486-1004

Notes 23-24: Please cc Rhonda when emailing David

Description: A nonprofit charity seeking to help those in need through food, clothing, home furnishings, and Christ's blessings.

	Case Management	X	Food		Mental Health
	Child Care		GED/ESL		Nutrition/Wellness
	Family /Child Protection		Home Repairs/Improvement		On-the-Job Training
X	Clothing		Homelessness		Pregnancy
	Counseling	X	Household Items		Substance Abuse Treatment
	Crisis Intervention		Housing		Support Groups
	Dental		Job Search		Transportation
	Disability		Legal Aid		Utilities
	Education (Child/Adult)		Literacy		Literacy
	Family Planning		Medical		

Partner: SAISD Homeless Coalition




Contact: Raquel Taunton
 Phone: 325-947-3838 Ext 704
 Address: 1621 University San Angelo, TX 76904
 Email: raquiel.taunton@saisd.org


Notes 23-24: No new changes

Description: Connect families experiencing homelessness with community agencies and coordination of services for students and families enrolled in Head Start and SAISD.

	Case Management		Food		Mental Health
	Child Care		GED/ESL		Nutrition/Wellness
	Family /Child Protection		Home Repairs/Improvement		On-the-Job Training
	Clothing	X	Homelessness		Pregnancy
	Counseling		Household Items		Substance Abuse Treatment
	Crisis Intervention		Housing		Support Groups
	Dental		Job Search		Transportation
	Disability		Legal Aid		Utilities
X	Education		Literacy		Literacy

	Family Planning		Medical		
--	-----------------	--	---------	--	--


Partner: Safe Kids of San Angelo					
		Contact: Jamie Harden - Coordinator Phone: 325-747-2596 Address: 3501 Knickerbocker San Angelo, TX 76903 Email: jamieharden@shannonhealth.org			
		Notes 23-24: No Changes			
		Description: Car seat check appointments can be made and certified tech can train caregivers on installation. We do water safety education, fire safety education, and home safety education including furniture tip-over prevention, safe baby sleep, and medication safety.			
	Case Management		Food		Mental Health
	Child Care		GED/ESL		Nutrition/Wellness
	Family /Child Protection		Home Repairs/Improvement		On-the-Job Training
	Clothing		Homelessness	X	Pregnancy
	Counseling		Household Items		Substance Abuse Treatment
	Crisis Intervention		Housing		Support Groups
	Dental		Job Search		Transportation
	Disability		Legal Aid		Utilities
X	Education		Literacy		Literacy
	Family Planning		Medical		

Partner: San Angelo WIC					
		Contact: Cristina Eureste – WIC Manager Phone: 325-657-4396 Address: 52 W. College Avenue San Angelo, TX 76903 Email: cristina.euresteE@cosatx.us			
		Notes 23-24: Still working from home as the clinic is being remodeled			
		Description: The Special Supplemental Nutrition Program for Women, Infants, and Children is a federal assistance program of the Food and Nutrition Service of the United States Department of Agriculture for healthcare and nutrition of low-income pregnant women, breastfeeding women, and children under the age of five.			
	Case Management	X	Food		Mental Health
	Child Care		GED/ESL		Nutrition/Wellness


	Family /Child Protection		Home Repairs/Improvement		On-the-Job Training
	Clothing		Homelessness		Pregnancy
X	Counseling - Nutrition		Household Items		Substance Abuse Treatment
	Crisis Intervention		Housing	X	Support Groups
	Dental		Job Search		Transportation
	Disability		Legal Aid		Utilities
X	Education (Child/Adult) - Nutrition		Literacy		Literacy
	Family Planning		Medical		

<p>Partner: St. Luke Christian Child Development Center</p>  <p>ST. LUKE Child Development Center UNITED METHODIST CHURCH</p>	<p>Contact: Michelle Lopez Phone: 325-949-8311 Address: 2781 W. Ave N. San Angelo, TX 76903 Email: main.slumc@stluke-sanangelo.org</p>
	<p>Notes 23-24:</p>
	<p>Description: Faith-based daycare providing an academic foundation for future learning. Program focuses on social and emotional development</p>

	Case Management		Food		Mental Health
X	Child Care		GED/ESL		Nutrition/Wellness
	Family /Child Protection		Home Repairs/Improvement		On-the-Job Training
	Clothing		Homelessness		Pregnancy
	Counseling		Household Items		Substance Abuse Treatment
	Crisis Intervention		Housing		Support Groups
	Dental		Job Search		Transportation
	Disability		Legal Aid		Utilities
	Education (Child/Adult)		Literacy		Literacy
	Family Planning		Medical		

<p>Partner: Texas A & M AgriLife Extension</p>  <p>TEXAS A&M AGRILIFE EXTENSION</p>	<p>Contact: Courtney Redmen – County Ext Agent Phone: 325-659-6523 Address: 113 W. Beauregard San Angelo, TX 76901 Email: cjbarbee@ag.tamu.edu</p>
	<p>Notes 23-24: No changes</p>

			Description: Better living for Texans nutrition program for adults and children that are SNAP participants and SNAP eligible. Making healthy meals, improving physical fitness, saving money at the grocery store, growing their own foods and adopting better food habits. Offer free education to teachers for clock hours.
	Case Management		Food
	Child Care		GED/ESL
	Family /Child Protection		Home Repairs/Improvement
	Clothing		Homelessness
	Counseling		Household Items
	Crisis Intervention		Housing
	Dental		Job Search
	Disability		Legal Aid
X	Education (Child/Adult)		Literacy
	Family Planning		Medical
			Mental Health
			Nutrition/Wellness
			On-the-Job Training
			Pregnancy
			Substance Abuse Treatment
			Support Groups
			Transportation
			Utilities
			Literacy

Partner: Tom Green County Library		Contact: = Sarah Calderon – Community Relations Phone: 325-657-8002 Address: 33 W. Beauregard San Angelo, TX 76901 Email: sarah.calderon@co.tom-green.tx.us	
 Tom Green County Library System		Notes 23-24: Amy Dennis moved to the Children's Area amy.dennis@co.tom-green.tx.us and Sarah Calderon is the new Community Relations Person	
		Description: * Public computer access, WIFI hotspots for checkout, family story time, Copier/printer services, sewing/machining classes, and computer/tech classes	
	Case Management		Food
	Child Care		GED/ESL
	Family /Child Protection		Home Repairs/Improvement
	Clothing		Homelessness
	Counseling		Household Items
	Crisis Intervention		Housing
	Dental		Job Search
	Disability		Legal Aid
X	Education (Child/Adult)		Literacy
	Family Planning		Medical
			Mental Health
			Nutrition/Wellness
			On-the-Job Training
			Pregnancy
			Substance Abuse Treatment
			Support Groups
			Transportation
			Utilities
			Literacy

Partner: Tom Green County Sheriff's Crisis Intervention Unit



Contact: Roxanna Sloan – Assistant Coordinator
 Phone: 325-227-8753
 Address: 17 S Chadbourne San Angelo, TX 76901
 Email: roxanna.sloan@co.tom-green.tx.us

Additional: Sandra Elliot sandra.elliott@co.tom-green.tx.us

Notes 23-24:

Description: We are volunteer based, civilian first responders, that are called out at the request of law enforcement to the scene of a crime or *crisis* to assist victims.

X	Case Management		Food		Mental Health
	Child Care		GED/ESL		Nutrition/Wellness
	Family /Child Protection		Home Repairs/Improvement		On-the-Job Training
	Clothing		Homelessness		Pregnancy
	Counseling		Household Items		Substance Abuse Treatment
X	Crisis Intervention		Housing		Support Groups
	Dental		Job Search	X	Transportation
	Disability		Legal Aid		Utilities
	Education (Child/Adult)		Literacy		Literacy
	Family Planning		Medical		

Partner: Trinity Lutheran School




Contact: Ron Fritsche - Principal
 Phone: 325-947-1275
 Address: 3516 Lutheran Way San Angelo, TX 76904
 Email: ron@tlcsanangelo.com


Notes 23-24:

Description: Christian School for children 18 months old through 12th year. After School care is available.


	Case Management		Food		Mental Health
X	Child Care		GED/ESL		Nutrition/Wellness
	Family /Child Protection		Home Repairs/Improvement		On-the-Job Training
	Clothing		Homelessness		Pregnancy
	Counseling		Household Items		Substance Abuse Treatment
	Crisis Intervention		Housing		Support Groups
	Dental		Job Search		Transportation
	Disability		Legal Aid		Utilities
	Education (Child/Adult)		Literacy		

	Family Planning		Medical		
--	-----------------	--	---------	--	--


Partner: United HealthCare Dental					
		Contact: Kendra Gully Phone: 325-895-0432 Address: PO Box Miles, TX 76861 Email: kendra_gully@uhc.com			
		Notes 22-23:			
		Description: Provide basic dental coverage for children on Medicaid.			
	Case Management		Food		Mental Health
	Child Care		GED/ESL		Nutrition/Wellness
	Family /Child Protection		Home Repairs/Improvement		On-the-Job Training
	Clothing		Homelessness		Pregnancy
	Counseling		Household Items		Substance Abuse Treatment
	Crisis Intervention		Housing		Support Groups
X	Dental		Job Search		Transportation
	Disability		Legal Aid		Utilities
X	Education (Child/Adult)		Literacy		
	Family Planning		Medical		

Partner: United Way of the Concho Valley					
		Contact: Ashley Ammons - President Phone: 325-949-3716 Address: 3001 S. Jackson San Angelo, TX 76904 Email: ashley@uwcv.org			
		Additional Contact: Kamryn Cummings kamryn@uwcv.org			
		Notes 23-24: No new updates			
		Description: Physical, Occupational, and Speech Therapy Services provided with office and in the Head Start schools with HS administration approval.			
X	Case Management	X	Food	X	Mental Health
X	Child Care		GED/ESL		Nutrition/Wellness


	Family /Child Protection	X	Home Repairs/Improvement		On-the-Job Training
X	Clothing		Homelessness		Pregnancy
X	Counseling		Household Items	X	Substance Abuse Treatment
X	Crisis Intervention	X	Housing		Support Groups
	Dental		Job Search		Transportation
	Disability		Legal Aid		Utilities
	Education (Child/Adult)		Literacy		
	Family Planning		Medical		

	Partner: West Texas Counseling and Guidance Contact: Dusty McCoy - CEO Phone: 325-944-2561 Address: 36 E. Twohig 6 th Floor San Angelo, TX 76901 Email: dustym@wtcg.us Additional Contacts: Sydney Savage – sydenys@sanangelocounseling.com Nicolee – nicolee@sanangelocounseling.com Rebecca Zapata – rebeccaz@sanangelocounseling.com
	Notes 23-24: No Changes
	Description: Provides the highest quality counseling and educational services for all residents of the Concho Valley, utilizing evidence-based practices that are effective, affordable, and promote personal development, and independence.

	Case Management		Food	X	Mental Health
	Child Care		GED/ESL		Nutrition/Wellness
	Family /Child Protection		Home Repairs/Improvement		On-the-Job Training
	Clothing		Homelessness		Pregnancy
X	Counseling		Household Items		Substance Abuse Treatment
X	Crisis Intervention		Housing		Support Groups
	Dental		Job Search		Transportation
	Disability		Legal Aid		Utilities
	Education (Child/Adult)		Literacy		Literacy
	Family Planning		Medical		

	Partner: West Texas Rehabilitation Center Contact: Lindsey McMillan – Director of Pediatrics Phone: 325-223-6444 Address: 3001 S. Jackson San Angelo, TX 76904 Email: lmcmillan@wtrc.com
	Notes 23-24: They will be glad to come out and speak at parent meeting to inform parents at all of their services. Also have a new breastfeeding class and instructor. Email Stacy to set up a meeting.

			Description: Physical, Occupational, and Speech Therapy Services provided with office and in the Head Start schools with HS administration approval.	
	Case Management		Food	Mental Health
	Child Care		GED/ESL	Nutrition/Wellness
	Family /Child Protection		Home Repairs/Improvement	On-the-Job Training
	Clothing		Homelessness	Pregnancy
	Counseling		Household Items	Substance Abuse Treatment
	Crisis Intervention		Housing	Support Groups
	Dental		Job Search	Transportation
	Disability		Legal Aid	Utilities
	Education (Child/Adult)		Literacy	
	Family Planning	X	Medical	

Partner: YMCA Childcare, Aftercare			Contact: Gidget Tate -Childcare/Gaby Angel-Afterschool Phone: 325-655-9106 Address: 353 S. Randolph San Angelo, TX 76903 Email: gtate@ymcasanangelo.org / gangel@ymcasanangelo.org *Additional Contact- Abigail Holguin- aholguin@ymca.org	
			Notes 23-24: Abigail Holguin is the new Engagement Coordinator	
			Description: Afterschool program is a limited slotted program that provides aftercare for services for a price. Childcare is a full day and partial day early learning center for infants through preschoolers.	

	Case Management		Food	Mental Health
X	Child Care		GED/ESL	Nutrition/Wellness
	Family /Child Protection		Home Repairs/Improvement	On-the-Job Training
	Clothing		Homelessness	Pregnancy
	Counseling		Household Items	Substance Abuse Treatment
	Crisis Intervention		Housing	Support Groups
	Dental		Job Search	Transportation
	Disability		Legal Aid	Utilities
	Education (Child/Adult)		Literacy	
	Family Planning		Medical	

Partner: Younglife			Contact: Tash Horner – Coordinator Phone: 325-500-8656 Address: PO Box 61816 San Angelo Tx 76906 Email: sayonglives@gmail.com	
--------------------	--	--	---	--



			Notes 23-24:		
			Description: Provide mentoring and a support group for teen moms and their families.		
	Case Management		Food		Mental Health
	Child Care		GED/ESL		Nutrition/Wellness
	Family /Child Protection		Home Repairs/Improvement		On-the-Job Training
	Clothing		Homelessness	X	Pregnancy
	Counseling		Household Items		Substance Abuse Treatment
	Crisis Intervention		Housing	X	Support Groups
	Dental		Job Search		Transportation
	Disability		Legal Aid		Utilities
	Education (Child/Adult)		Literacy		
	Family Planning		Medical		

KEY FINDINGS

The CVCOG began the CA process of documenting compliance with the organizational standards by familiarizing themselves of all available guidance from the OHS on the interpretation of the standard and required documentation. Hence, CVCOG was able to identify specific issues in the CA that reflects key findings in accordance with regulations regarding the completion of the program’s CA.

In addition to this a distinct section of the CNA titled “key findings”, key findings are listed throughout the entire document under the subheadings of every section of the CA.

The overall key findings of the causes of poverty are reflected in the areas of lack of adequate income, transportation and accessibility to resources specific to education, dental/physical/mental health care, and technology including computer devices and wifi.

CVCOG’s CA committee, agency staff, Board of Directors, and stakeholders were actively involved in every step of the process specifically the analysis of the underlying

causes of poverty as indicated this CA report.

CVCOG currently addresses many of the causes and conditions of poverty in the current service area. However, the CA clearly found that priority needs for more accessible transportation is an opportunity to gain insight into the broader needs of the service area not currently being met. The assessment indicates these key findings, throughout the entire service area.

CVCOG has included this section of the CA to document compliance with OHS HSPPS, as well as provide a succinct summary of the agency's prioritized needs documented and analyzed in this CA report.

CONCLUSION

In summary, CVCOG's particular attention given to the inclusion of identifying the conditions of poverty, the level of need, and causes of those needs served as the basis for the content and data represented throughout this Community Assessment. In accordance with the measures of compliance, the "key findings" are clearly indicated throughout the CA, but more succinctly in the "key findings" section of this report as well as the conditions of poverty and the causes of those conditions. The review team can also consider the following questions:

The analysis of the causes and conditions of poverty are grounded in the quantitative and qualitative data collected by the CA. Analysis of the underlying causes of poverty in the CVCOG's service area are also rooted in the qualitative and quantitative data collected during the CA. CVCOG's CA process, in accordance with OHS guidance and regulations regarding conducting and completing a Community Assessment, proved the

quantitative data to be very reliable in illustrating the conditions of poverty, while qualitative data revealed its underlying causes. Both types of data are referenced in the “key findings” section.

The causes and conditions were analyzed on multiple levels. The data collected comprehensively indicated whether a need occurs at the family, agency, or community level and where it stems from. Taking into consideration that factors even outside of the CVCOG’s local community majorly influences the conditions of poverty. Such data has prompted CVCOG to consider what social, economic, and political factors inside and outside the geographic service area can aid in documenting the root cause of the needs assessed. As a result of this CA, CVCOG is poised for the efficient creation of ways to serve children not being served in Coke county and areas where Pre-K programs have opened based on agency capacity to understand which causes are stemming from issues that are bigger than the community and will really require partnerships and organization of efforts to address indicated issues. Additionally, the program sees a need to offer unique services to the children and families of Eden and Grape Creek Community. Transportation is identified as a priority need for the program in order to reach children that are not being served.

EHS services continue to be in demand particularly to Pregnant Women in Tom Green County.

CVCOG continues to engage other stakeholders in the analysis of the causes and conditions of poverty in its service area. Due to the complexity of the CA process, it is CVCOG seamlessly engaged a wide range of partners and other stakeholders in the

analysis of CA data. This ensured that the data was analyzed from different perspectives and provided an opportunity to build consensus across agencies and sectors about a broader anti-poverty agenda for the community.

In conclusion, CVCOG's overall theories of change were supported by the CA process and guides their missions, programs, and service delivery strategies. This thematic approach helps the agency to have informed program design and is a critical part of the School Readiness and Self-Assessment continuous improvement cycle because it forces CVCOG's to articulate why they think their services will reduce poverty.

This process in turn produces a basis for comparison to outcome data to assess results and improve performance.

ADDITIONAL SOURCES

All data was produced from converted (Comma Space Delimited) spreadsheets derived from the University of Missouri (Columbia MO), Data Extractor (DEXTER). Any spreadsheet not shown in this Community Needs Assessment is available upon immediate request.

[Concho Valley, TX Mortgage and Renter Costs](#) - you will see in this file each county and the total and percentages of households that spend more than 30 percent of their income on their mortgage or rent- Source: U. S. Census Bureau, American Community Survey: 2017 To 2021, 5 Year Estimates, 2023.

[Concho Valley, TX County Education Statistics](#) - I highlighted the total and percentage of adults possessing either some high school or less than a high school diploma- Source: U. S. Census Bureau, American Community Survey: 2017 To 2021, 5 Year Estimates, 2023.

[Concho Valley, TX Early Learning Centers By County \(City and Town\)](#) - This spreadsheet provides data by city, Town, Zip Code and seating capacity the number of slots for children ages 0 to 3, 4 and 5 and 5 plus- Source: U. S. Census Bureau, American Community Survey: 2017 To 2021, 5 Year Estimates, 2023.

[Concho Valley, TX Parents and Grandparents Keeping Grandchildren](#) - This spreadsheet provides data by county with totals and percentages of Grandparents who keep their grandchildren by numbers of year- Source: U. S. Census Bureau, American Community Survey: 2017 To 2021, 5 Year Estimates, 2023.

[Concho Valley, TX Miscellaneous Poverty](#) - This spreadsheet provides data by county on different poverty measures (primarily households that have either zero vehicles or one vehicle). This is a related

measure of poverty in the sense that if both parents work then they have to share a vehicle. This spreadsheet data can be combined with the spreadsheet of parents with children where both parents work- Source: U. S. Census Bureau, American Community Survey: 2017 To 2021, 5 Year Estimates, 2023.

[Concho Valley, TX Household and Tenure](#) - This spreadsheet shows who has a mortgage, and who rents (totals and percents)- Source: U. S. Census Bureau, American Community Survey: 2017 To 2021, 5 Year Estimates, 2023.

[Concho Valley, TX Women Birth Ages 15 To 50](#) - This spreadsheet provides data on women who give birth to children by major age group- Source: U. S. Census Bureau, American Community Survey: 2017 To 2021, 5 Year Estimates, 2023.

[Concho Valley, TX Poverty Statistics](#) - This spreadsheet provides statistics by County on the total poor, percent poor by major age group- Source: U. S. Census Bureau, American Community Survey: 2017 To 2021, 5 Year Estimates, 2023.

[Concho Valley, TX Population By Major Age Group](#) - This spreadsheet provides statistics by County, on the major age groups, under 5, over 5, under 18, 18 and over, 25 and over, and 65 and over. Depending on that percentages (totals) you can get a quick picture of the county makeup beyond the age 0 to 4 and 5 to 9- Source: U. S. Census Bureau, American Community Survey: 2017 To 2021, 5 Year Estimates, 2023.

[Concho Valley, TX Population By Race and Hispanic Origin](#) - This spreadsheet is self-explanatory. It provides county totals and percentages by race and ethnicity for each major group- Source: U. S. Census Bureau, American Community Survey: 2017 To 2021, 5 Year Estimates, 2023.

[Concho Valley, TX Transportation Statistics](#) - This spreadsheet provides detailed county data on transportation include miles of vehicle roads, as well as vehicles registered, vehicles per person by county and other detailed statistics. This data is produced by the Texas Department of Transportation – San Angelo Region, 2023.